

Audit Report Summary

Date	01/02/2022	Audit Type	Regular	Site		Manager	
Auditor		Contact	07974 681672	Email		BDM	
Stock Period	28 days						

Drinks Stock Result				Food Stock Result			
	This period	Last period	Difference		This period	Last period	Difference
Drinks Surplus/Deficit at Retail	£1,708.83	£3,117.99	-£1,409.16	Food GP%	56.6%	64.1%	-7.6%
Drinks Surplus/Deficit %	3.7%	4.4%	-0.7%	Food Closing Stock Value	£1,216.18	£1,002.20	£213.97
Drinks GP%	65.6%	65.1%	0.5%	Food Stockholding Days	47	30	17
Drinks Achievable GP%	64.3%	63.5%	0.8%	Food Allowances (Cost)	£24.45	£21.20	£3.25
Drinks Stock Yield	101.7%	102.5%	-0.8%	Food Allowances (Retail)	£60.00	£60.00	£0.00
Drinks Closing Stock Value	£7,140.54	£11,356.51	£4,215.97	Budget/Target Food GP%	60.0%	60.0%	
Stockholding Days	15	19	-4	Variance to Budget %	-3.4%	4.1%	-7.6%
Allowances % of Revenue	2.0%	1.9%	0.1%				

Current Action Points	Reason	When By?	Who By?
Removal of open drinks button	Obscures product sales by item, causing product variances due to product breakdown is unknown	10/02/2022	Rebecca
Snacks need to be kept in a more secure area of the building, preferably with the sprits	Continuing losses on snacks indicate better controls	01/02/2022	Rebecca
Amend the till description to show bottled Heineken differently	To avoid cross ringing of bottled Heineken with draught	21/02/2022	Rebecca
Out of date stock needs to be removed from stock	Out of date stock is not counted on a stocktake, by removing this will avoid confusion with the stock counts next period	01/03/2022	Rebecca
New cocktail recipes to be provided next stocktake	Better product variance reporting and not obscuring any losses showing due to unknown recipes	01/03/2022	Rebecca

Previous Action Points	Implemented/Followed Up?
New cocktail recipes to be provided next stocktake	Not seen on the following stocktake
Amend the till description to show bottled Heineken differently	Action point remaining this period
Drip tray wastage to be reduced by staff training	Yes, wastage has reduced this period from drip trays
Food buffets to be included on the till sales reports	Yes, PLU buttons have been added to the tills and used when required
Cellar maintenance required to stop leak	Completed this period, and no further losses caused by leaking beer pipes

Communication	
Discussion With Licensee/Manager on site:	Result discussed with _____ on site
Communication With PubCo BDM before leaving site (disclosure only):	_____ called and voicemail left with stock result information
Date of next stocktake booked:	01/03/2022

General Comments:

Drinks Stock
The excellent surplus on draught continues to be seen as site remains focused on dispense. This, combined with high product sales, continues to generate great yields on all draught lines.
The use of open drinks and '4 shots for £10' creates some issues with the variance report but any shortfalls can be explained by either this or instances of cross-ringing.
Some variances can be explained by site (Chekov, Heineken and Mixers) and the shortages to these lines are not cornering as a result. However, the continued shortage to Old Mout (-13 btls) is a source of concern and will be investigated.
After a better result on snacks over December there is, once again, a deficit across the range (-10 packs) which raises concerns of whether they are being consumed by staff on shift without payment. Site to discuss with team and monitor.
The result has been calculated using an average VAT rate of 19.35%

Food Stock
Allowances:
- Waste Book = £21 (cost)
- Vouchers = £60 (retail)
- Total = £40 at cost
Taking into consideration these allowances the adjusted profit margin would be 65.4%.
A drop in trading levels and seasonal closures have been reflected in the slight drop in margin.
VAT is currently 12.5% on food sales

Top 5 Drinks Deficits	Sales at Retail £	Variance at Retail £	Reason	Lowest 5 Drinks GP%	GP Achieved
POSTMIX DIET PEPSI	£440.69	-£381.83	Cross over with Pepsi Max	GUINNESS	45.62%
CHEKOV VODKA	£2,136.11	-£148.74	Promotion entered as Misc. Sales	STRONGBOW DARK FRUIT	45.73%
SQUASH/CORDIAL	£84.21	-£135.35	Staff consumption	HEINEKEN	46.34%
HEINEKEN	£159.60	-£102.60	Unaccounted loss of bottled stock	STRONGBOW CLOUDY APPLE	46.53%
MINERALS 200ML	£136.97	-£85.42	Promotion entered as Misc. Sales	RED STRIPE DR	48.67%
Top 5 Drinks Surplus	Sales at Retail £	Variance at Retail £	Reason	Top 5 Drinks GP%	GP Achieved
POSTMIX PEPSI MAX	£1,594.97	£600.51	Cross over with Diet Pepsi	SQUASH/CORDIAL	93.80%
AMSTEL	£4,986.93	£464.54	Good yield achieved	CACTUS JACK	91.83%
HEINEKEN	£3,066.54	£242.68	Good yield achieved	SINFONIA AMARETTO	91.81%
RED STRIPE DR	£2,819.21	£225.33	Good yield achieved	BALLYCASTLE IRISH CREAM	90.43%
FOSTERS	£3,654.00	£189.99	Good yield achieved	ARCHERS SCHNAPPS	87.10%

Draught Yield Variance to Target Yield

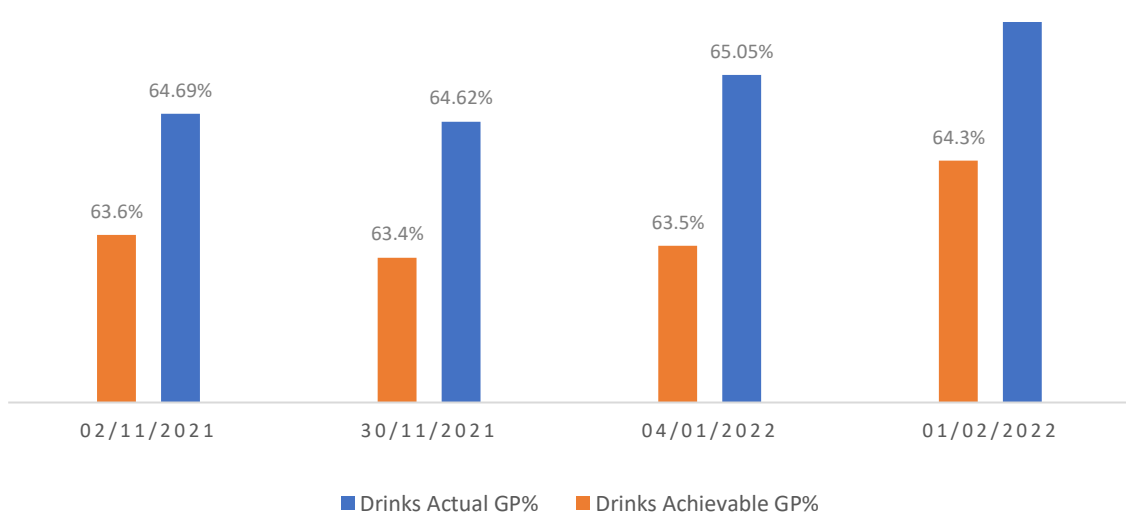
Product	Consumed (Pints)	Actual Variance (Pints)	Target %	Variance to Target Yield (Pints)	Achieved Yield
Guinness	528.2	26	104%	5	103.5%
John Smiths Smooth	250.1	3	103%	-5	98.8%
Trooper	464.1	39	96%	57	95.5%
Amstel	1079.2	111	103%	78	109.4%
Fosters	890.7	49	103%	22	102.2%
Heineken	673.2	58	103%	38	107.6%
Red Stripe	625.7	54	103%	36	107.7%
Strongbow	222.6	0	101%	-2	97.5%
Strongbow Cloudy	165	-6	101%	-8	90.7%
Strongbow Dark Fruits	265.1	-9	101%	-12	93.9%

Spirits Checked

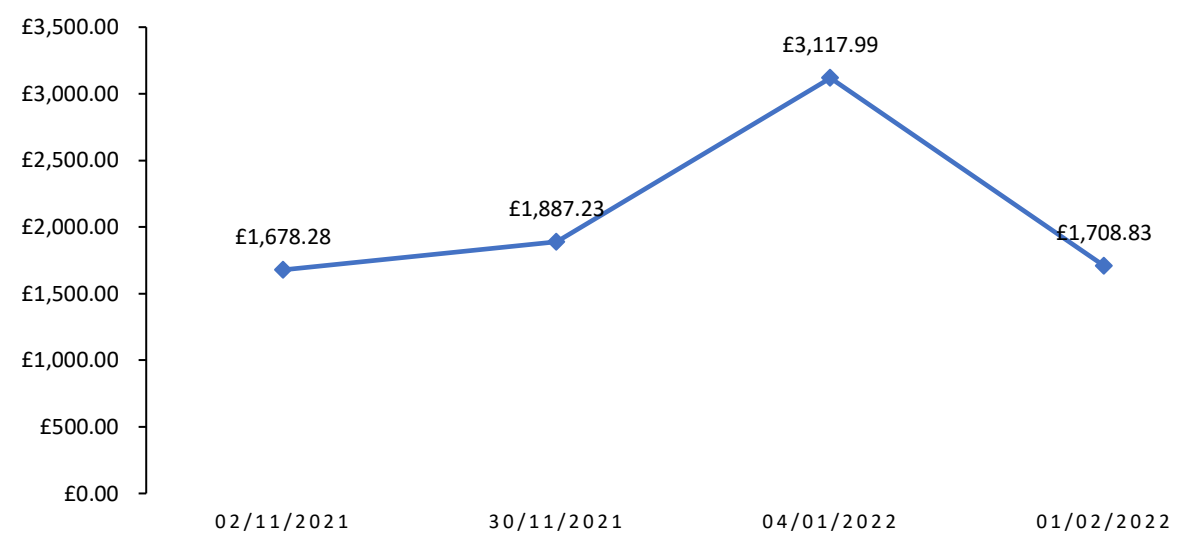
Product	Required ABV	Actual ABV
Bells	40.0%	40.0%
Bacardi	37.5%	37.5%
Gordons	37.5%	37.5%

SAMPLE REPORT ONLY

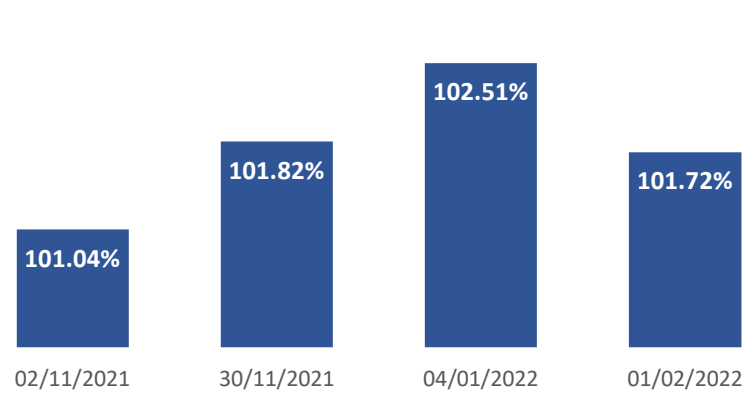
Drinks Actual GP Vs Achievable GP - Last 4 Audits



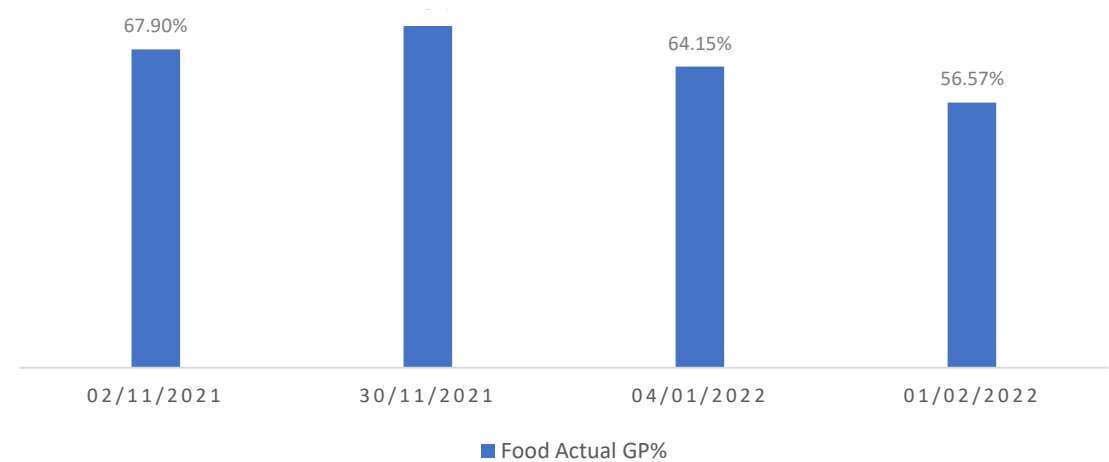
Drinks Stock Deficit/Surplus Value - Last 4 Audits



Drinks Stock Yield - Most Recent 4 Audits



Food Actual GP% - Last 4 Audits



Operations Review

1. Till Controls

	Response	Comments If Applicable
1. No Sales for period below 4 per day.	2	
2. Voids for the period	0.26%	
3. Refunds for the period	0.03%	
4. Clears for the period	0.49%	

2. Drinks Stock

	Response	Comments If Applicable
1. Value of out of date stock Drinks stock excluded?	£0.00	
2. Delivery notes and invoices made available on the day of audit?	YES	
3. Any transfer details presented for the stock audit?	N/A	No transfers made this period
4. Income made available or presented fully for the period?	YES	
5. Allowance and promotion information presented in full?	YES	
6. Till reports available to produce accurate product variance report?	YES	
7. Stockholding less than 12 days on hand?	NO	Liquor stockholding equates to 15 days on hand
8. Was the Drinks stock count accompanied?	YES	
9. Were all spirits tested of the correct strength?	YES	

3. Food Stock

	Response	Comments If Applicable
1. Value of out of date food stock excluded?	£25.96	Stock defrosted by mistake
2. Delivery notes and invoices made available on the day of audit?	YES	
3. Were fridges and freezers clean & tidy?	YES	
4. Were food preparation areas clean & tidy?	YES	
5. Are day dots or date labels in use?	YES	
6. Was the food count accompanied?	YES	

4. Ownership & Responsibility

	Response
1. Has bottle stock been rotated?	YES
2. Was the cellar locked prior to entry?	YES
3. Is cellar stock rotated, organised and with acceptable hygiene?	YES
4. Have all empty barrels been separated from full?	YES
5. Are Spirits and high value items kept under separate security control e.g. separate locked room or cage?	YES
6. Were the spirit and bottled beer store organised and easy to count?	YES
7. Has a full review been conducted and counts agreed with the Manager on site?	YES
8. Did you gain access to site unchallenged? E.g. knock/phone to gain entry. I.D. Requested?	YES
9. Have all previous action points been implemented/followed up by the venue. Issues resolved?	YES

SAMPLE REPORT ONLY



Bar Report

Audit No 16 Start date 04-Jan-22 End date 31-Jan-22 Days 28

	Last C/S	Open Stock	Purchases	Credits	Trans	Closing Stock	Cons Cost	Cons Retail	Sales Ratio	Gross Profit	Days Stock
SPIRITS	1290.08	1290.08	1233.50	0.00	0.00	874.22	1649.35	11252.42	24.71	82.41	15
LIQUEURS	698.56	698.56	446.51	0.00	0.00	639.26	506.06	3486.35	7.66	82.58	35
WINES	691.96	691.96	220.03	0.00	0.00	373.98	538.01	2039.89	4.48	68.35	19
DRAUGHT BEER	1211.60	1211.60	1851.51	0.00	0.00	979.99	2083.12	5223.94	11.47	52.15	13
DRAUGHT LAGER	3982.22	3982.22	3457.92	0.00	0.00	1791.59	5648.56	13610.45	29.89	50.20	9
BOTTLED BEER	741.98	741.98	379.41	0.00	0.00	588.96	532.44	1977.83	4.34	67.70	31
CIDER	1902.13	1902.13	612.95	0.00	0.00	1035.74	1479.36	3718.22	8.17	52.26	20
MINERALS	702.75	702.75	809.31	0.00	0.00	736.66	775.38	3876.44	8.51	77.50	27
SNACKS	135.23	135.23	133.50	0.00	0.00	120.14	148.57	345.00	0.76	51.55	23
	11356.51	11356.51	9144.64	0.00	0.00	7140.54	13360.85	45530.54	100.00	64.98	15

Estimated Result (Ex VAT)

Consumed @ Retail (Ex All)	£	37402.27
Less Consumed @ Cost	£	13360.85
Estimated Gross Profit	£	24041.42
Estimated Gross Profit	%	64.28

Actual Result (Ex VAT)

Income	£	38807.07
Less Consumed @ Cost	£	13360.85
Actual Gross Profit	£	25446.22
Actual Gross Profit	%	65.57

Surplus/Deficit (Inc VAT)

Consumed @ Retail	£	45530.54
Less Allowances	£	924.20
	£	44606.34
Income	£	46315.17
Surplus	£	1708.83
Surplus %	%	3.69
Surplus per day	£	61.03
Surplus at cost	£	492.96

Yield	%	101.72
Barrellage		11.82
Allowances / Income	%	2.00
Variance to Budget (57.5%)	£	3132.15
Till Reading	£	46376.17

Cumulatives

From 11/08/2020 To 31/01/2022

Income (Ex VAT)	£	644740.73
Consumption @ Cost	£	231758.15
Gross Profit	£	412982.59
	%	64.05
Surplus	£	34112.50
	%	4.40

Allowances (at Retail) £

Line Cleaning - Smart dispense	0.00
Loss of Profit Book	362.33
Promo Nights	147.18
Drip Waste - 33.5pts	135.94
Line cleaning - Cask	30.17
Cask Allowance (2pts/9g)	52.80
Poker Night Drinks	122.17
Cellar Overflow	73.62
Total	924.20

These results are subject to the validity of the information supplied.



Bar Stock Report

Audit No. 16 Start date 04-Jan-22 End date 31-Jan-22 Days 28

Code	Description	Size	Cost	Price	Open Stock	Purch /Cred	Trans in	Closing Stock	Sales	Sales at Cost	Sales at Retail	GP %	Stock at Cost	Days Stock
17084	ABER FALLS SALTY TOFFE	70cl	14.99	3.60	0.80	0.00		0.65	0.15	2.25	15.12	82.15	9.74	121
13154	ABER FALLS VIOLET GIN	70cl	14.99	3.60	0.25	0.00		0.25	0.00	0.00	0.00	82.15	3.75	
10048	BEEFEATER BLACKBERRY	70cl	11.99 *	3.35 *	1.10	1.00		2.00	0.10	1.35	9.37	82.73	25.48	528
10049	BEEFEATER BLOOD ORAN	70cl	13.49	3.35 *	1.40	0.00		0.80	0.60	8.09	56.24	82.73	10.79	37
12050	BEEFEATER GIN	70cl	14.29	3.35 *	1.90	0.00		1.45	0.45	6.43	42.18	81.71	20.72	90
10044	BEEFEATER PINK	70cl	13.49	3.35 *	3.00	0.00		2.75	0.25	3.37	23.43	82.73	37.10	308
12122	BOMBAY LT	1 Lt	0.00	3.60 *	0.00	1.00		1.00	0.00	0.00	0.00	100.00	0.00	
12130	BOMBAY SAPPHIRE	70cl	16.29	3.60	0.95	1.00		1.30	0.65	10.59	65.52	80.61	21.18	56
12155	BROCKMANS GIN	70cl	26.49	3.60	1.40	0.00		0.90	0.50	13.25	50.40	68.46	23.84	50
12165	BROKERS GIN	70cl	15.79	3.20	0.75	0.00		0.75	0.00	0.00	0.00	78.85	11.84	
12176	BULLDOG GIN	70cl	12.98	3.29	0.30	0.00		0.30	0.00	0.00	0.00	83.11	3.89	
12350	GORDONS GIN	70cl	10.45	3.30 *	2.20	1.00		0.30	2.90	30.31	267.96	86.43	3.14	3
12346	GORDONS PINK	70cl	13.99	3.30 *	2.25	2.00		0.90	3.35	46.87	309.54	81.83	12.59	8
11111	GROSVENOR GIN	70cl	9.49	2.62 *	2.10	2.00		0.00	4.10	38.91	300.98	84.49	0.00	0
12380	HENDRICKS GIN	70cl	23.99	3.60	0.30	1.00		0.60	0.70	16.79	70.56	71.44	14.39	24
12505	OPIHR GIN	70cl	18.99	3.60	0.70	0.00		0.50	0.20	3.80	20.16	77.39	9.50	70
12512	PLYMOUTH GIN	70cl	0.00	3.60	0.05	0.00		0.05	0.00	0.00	0.00	100.00	0.00	
10909	POETIC LICENSE FLAVOUR	50cl	12.99	3.60	0.80	0.00		0.65	0.15	1.95	10.80	78.35	8.44	121
10327	SLINGSBY RHUBARB	70cl	19.99	3.59 *	1.90	0.00		0.20	1.70	33.98	170.84	76.13	4.00	3
12570	TANQUERAY GIN	70cl	17.49 *	3.40	0.95	1.00		0.45	1.50	24.81	142.80	79.15	7.87	9
10165	WHITLEY NEILL PARMA VI	70cl	19.49	3.80 *	1.75	0.00		1.20	0.55	10.72	58.52	78.02	23.39	61
SubTotal for GIN									17.85	253.47	1614.42	81.16	251.65	28
13025	BLACK COW VODKA	70cl	16.99	3.80	0.30	0.00		0.30	0.00	0.00	0.00	80.84	5.10	
10379	CHEKOV VODKA	70cl	9.28	2.72 *	19.95	18.00		10.95	27.00	250.61	2059.27	85.40	101.63	11
10381	CHEKOV VODKA 1.5	1.5L	19.48	2.72 *	1.00	0.00		0.00	1.00	19.48	163.43	85.70	0.00	0
13107	RUSSIAN STANDARD	70cl	11.15	3.30	2.20	3.00		1.15	4.05	45.16	374.22	85.52	12.82	8
13135	SMIRNOFF RED	70cl	10.45	3.20	0.75	6.00		0.05	6.70	70.02	600.32	86.00	0.52	0
SubTotal for VODKA									38.75	385.27	3197.24	85.54	120.07	9
10120	FAMOUS GROUSE	70cl	11.99	3.30	1.10	1.00		1.20	0.90	10.79	83.16	84.43	14.39	37
10130	FIREBALL WHISKEY	70cl	13.99	2.71 *	2.70	0.00		1.05	1.65	23.08	125.40	77.91	14.69	18
10155	GENTLEMAN JACK	70cl	20.00	3.60	1.00	0.00		1.00	0.00	0.00	0.00	76.19	20.00	
10195	JACK DANIELS	70cl	15.48 *	3.40 *	3.80	18.00		7.50	14.30	226.40	1361.36	80.04	116.11	14
10220	JACK DANIELS HONEY	70cl	15.49	3.40	1.15	1.00		0.40	1.75	27.11	166.60	80.47	6.20	6
10218	JACK DANIELS HONEY	35cl	8.59	3.40	0.00	0.00		0.00	0.00	0.00	0.00	78.34	0.00	
11511	JACOBITE WHISKY	70cl	9.35	2.86 *	1.10	0.00		0.35	0.75	7.01	60.01	85.98	3.27	13
10240	JAMESONS IRISH	70cl	16.99 *	3.40	1.60	2.00		0.80	2.80	45.17	266.56	79.66	13.59	8
10275	JIM BEAM WHITE	70cl	12.39	3.40	2.00	0.00		0.75	1.25	15.49	119.00	84.38	9.29	17
10305	MAKERS MARK	70cl	22.99	3.80	0.00	0.00		0.00	0.00	0.00	0.00	74.07	0.00	
10307	MONKEY SHOULDER	70cl	24.99	3.60	1.30	1.00		0.80	1.50	37.49	151.20	70.25	19.99	15
10405	SOUTHERN COMFORT	70cl	13.99	3.30 *	1.00	2.00		0.85	2.15	30.08	198.66	81.83	11.89	11
SubTotal for WHISKY									27.05	422.62	2531.95	79.97	229.42	15
15005	BACARDI	70cl	11.19	3.30 *	2.70	1.00		0.80	2.90	32.45	267.96	85.47	8.95	8
15030	BACARDI CARTA ORO GOL	70cl	19.00	3.30 *	1.40	0.00		0.85	0.55	10.45	50.82	75.32	16.15	43
10376	CANE TRADER DARK RUM	70cl	8.99	2.55 *	3.00	0.00		2.45	0.55	4.94	39.21	84.87	22.03	125
10377	CANE TRADER SPICED RU	70cl	8.99	2.77 *	2.00	4.00		1.40	4.60	41.35	356.35	86.07	12.59	9
15125	CAPTAIN MORGAN SPICED	70cl	10.45	3.30 *	0.70	9.00		0.35	9.35	97.71	863.10	86.42	3.66	1

Code	Description	Size	Cost	Price	Open Stock	Purch /Cred	Trans in	Closing Stock	Sales	Sales at Cost	Sales at Retail	GP %	Stock at Cost	Days Stock
15054	CAPTAIN MORGANS DARK	70cl	13.99	3.30 *	1.55	1.00		1.00	1.55	21.68	143.08	81.81	13.99	18
15090	HAVANA 3YO	70cl	19.00	5.23 *	6.30	0.00		4.95	1.35	25.65	197.55	84.42	94.05	103
15105	KRAKEN	70cl	17.49	3.39 *	0.95	4.00		0.00	4.95	86.58	469.52	77.87	0.00	0
15115	LAMBS NAVY RUM	70cl	15.29	3.35	0.30	0.00		0.00	0.30	4.59	28.16	80.45	0.00	0
11112	LEBLON	70cl	15.00	3.20	2.60	0.00		2.60	0.00	0.00	0.00	79.91	39.00	
15136	OLD J SPICED	70cl	15.49	3.30 *	1.45	5.00		0.70	5.75	89.07	531.91	79.91	10.84	3
10894	PAMPERO ANIVERSARIO R	70cl	15.00	3.80	0.05	0.00		0.05	0.00	0.00	0.00	83.08	0.75	
15155	SAILOR JERRY	70cl	15.99	3.28 *	2.20	6.00		0.95	7.25	115.93	665.68	79.10	15.19	4
15177	WRAY AND NEPHEW	70cl	21.49	3.00 *	0.80	0.00		0.75	0.05	1.07	4.20	69.30	16.12	422
SubTotal for RUM									39.15	531.47	3617.54	82.37	253.32	13
16140	MARTELL VS	70cl	20.49	3.40	0.75	2.00		0.35	2.40	49.18	228.48	74.17	7.17	4
10311	NAPOLEON BRANDY	70cl	10.49	3.20 *	0.90	1.00		1.20	0.70	7.34	62.79	85.97	12.59	48
SubTotal for BRANDY									3.10	56.52	291.27	76.71	19.76	10
Totals for SPIRITS									125.90	1649.35	11252.42	82.41	874.22	15
13351	AMARETTO	50cl	4.16	3.62	0.00	0.00		0.00	0.00	0.00	0.00	93.10	0.00	
17625	ARCHERS SCHNAPPS	1.5L	22.99	3.30	0.55	0.00		0.20	0.35	8.05	69.30	86.07	4.60	16
17630	ARCHERS SCHNAPPS	70cl	9.99	3.30	0.90	0.00		1.00	-0.10	-1.00	-9.24	87.03	9.99	-280
17076	BAILEYS IRISH LT	1 Lt	18.99	5.19 *	1.10	4.00		0.95	4.15	78.81	430.68	78.04	18.04	6
11831	BALLYCASTLE IRISH CREA	70cl	5.83	5.19 *	2.10	0.00		1.00	1.10	6.41	79.91	90.38	5.83	25
11141	CACTUS JACK	50cl	3.65	2.67 *	5.50	0.00		3.10	2.40	8.76	128.00	91.79	11.32	36
17130	CHAMBORD	70cl	20.99	3.20	0.00	0.00		0.00	0.00	0.00	0.00	71.89	0.00	
17152	COCKBURNS SPEC RES	75cl	10.19	3.00 *	0.70	0.00		0.45	0.25	2.27	11.25	75.76	4.09	50
17155	COINTREAU	70cl	16.99	3.20	0.45	0.00		0.30	0.15	2.55	13.44	77.25	5.10	56
17175	CREME DE CACAO DARK	70cl	0.00	0.00	0.80	0.00		0.60	0.20	0.00	0.00	0.00	0.00	
11881	CREME DE CASSIS	70cl	0.00	0.00	1.70	0.00		1.70	0.00	0.00	0.00	0.00	0.00	
10515	CREME DE MENTHE	70cl	0.00	0.00	0.60	0.00		0.60	0.00	0.00	0.00	0.00	0.00	
17195	CURACAO BLUE	50cl	8.99	0.00	1.30	3.00		2.95	1.35	12.14	0.00		26.52	61
17215	DUBONNET	75cl	15.00	3.20	0.75	0.00		0.60	0.15	2.25	7.20	62.50	9.00	112
17255	FRANGELICO	70cl	13.49 *	3.24 *	0.00	3.00		1.60	1.40	19.12	126.88	81.92	21.58	32
13250	FUNKIN CANE SUGAR	70cl	3.99	0.00	1.00	0.00		1.00	0.00	0.00	0.00		3.99	
17335	JAGERMEISTER	70cl	14.98	2.85 *	9.30	6.00		6.50	8.80	131.84	701.94	77.46	97.38	21
17375	KAHLUA	70cl	14.99	3.41 *	2.65	4.00		0.80	5.85	87.69	558.23	81.15	11.99	4
17425	MALIBU	70cl	11.49 *	3.26 *	1.60	2.00		1.05	2.55	27.70	232.54	85.71	12.06	12
11758	MARIE BRIZZARD CHERRY	70cl	0.00	0.00	0.00	0.00		0.00	0.00	0.00	0.00	0.00	0.00	
11760	MARIE BRIZZARD FRAISE	70cl	0.00	0.00	0.00	0.00		0.00	0.00	0.00	0.00	0.00	0.00	
11764	MARIE BRIZZARD PEACH	70cl	0.00	0.00	0.00	0.00		0.00	0.00	0.00	0.00	0.00	0.00	
10157	OUBO	70cl	14.49	3.20	0.40	0.00		0.30	0.10	1.45	8.96	80.59	4.35	84
17540	PERNOD	70cl	13.99	3.20	0.20	0.00		0.20	0.00	0.00	0.00	81.26	2.80	
17555	PIMMS NO 1	70cl	9.99	4.87 *	10.05	0.00		10.00	0.05	0.50	3.41	82.43	99.90	5594
17573	SAMBUCA ANTICA BANAN	70cl	15.49	2.68 *	0.90	0.00		0.65	0.25	3.87	18.76	75.23	10.07	73
17570	SAMBUCA ANTICA BLACK	70cl	15.49	2.81 *	2.10	1.00		0.70	2.40	37.18	189.06	76.40	10.84	8
17580	SAMBUCA ANTICA CLASSI	70cl	11.79	2.77 *	0.95	2.00		1.20	1.75	20.63	135.95	81.79	14.15	19
17588	SAMBUCA ANTICA RASPB	70cl	14.99	2.68 *	1.10	0.00		0.20	0.90	13.49	67.54	76.03	3.00	6
11959	SINFONIA AMARETTO	70cl	6.99	3.64 *	3.15	2.00		2.15	3.00	20.97	305.41	91.76	15.03	20
10506	TEICHENNE APPLE	70cl	10.00	3.40 *	0.30	0.00		0.30	0.00	0.00	0.00	100.00	0.00	
17762	TEICHENNE BUTTERSCOT	70cl	11.99	0.00	0.00	3.00		4.65	-1.65	-19.78	0.00		55.75	-79
17710	TEQUILA GOLD	70cl	13.99	2.64 *	0.05	0.00		0.05	0.00	0.00	0.00	77.29	0.70	
17730	TEQUILA ROSE	70cl	11.69	2.58 *	3.05	0.00		1.25	1.80	21.04	129.88	80.56	14.61	19
17740	TEQUILA SILVER	70cl	15.49	2.64 *	2.20	1.00		0.45	2.75	42.60	203.33	74.86	6.97	5
17755	TIA MARIA	70cl	12.99 *	3.30 *	1.70	1.00		1.90	0.80	9.92	73.92	83.89	24.15	68
12488	TIPPLESWORTH ESPRESSO	1 Lt	1.24	0.00	1.00	0.00		0.75	0.25	0.31	0.00		0.93	84
17770	TRIPLE SEC	70cl	0.00	0.00	0.05	0.00		0.00	0.05	0.00	0.00		0.00	
17775	TRIPLE SEC	50cl	9.99	0.00	2.00	0.00		1.90	0.10	1.00	0.00		18.98	531

Code	Description	Size	Cost	Price	Open Stock	Purch /Cred	Trans in	Closing Stock	Sales Sales	Sales at Cost	Sales at Retail	GP %	Stock at Cost	Days Stock
17320	HARVEYS BRISTOL CRM	75cl	7.49	3.20	1.05	0.00		1.05	0.00	0.00	0.00	80.98	7.99	
17452	MARTINI 75CL	75cl	7.16	3.50	4.35	0.00		4.35	0.00	0.00	0.00	83.63	31.15	
17454	TIO PEPE	75cl	9.99	3.05	0.25	0.00		0.25	0.00	0.00	0.00	73.80	2.50	
SubTotal for FORTIFIED WINES									0.00	0.00	0.00	0.00	41.64	
17484	MARIE BRIZZARD	70cl	0.00	0.00	5.25	0.00		5.15	0.10	0.00	0.00		0.00	
17491	MONIN SYRUPS ALL	70cl	6.39	0.00	4.35	2.00		11.70	-5.35	-33.71	0.00		73.90	-61
SubTotal for BITTERS/SYRUPS									-5.25	-33.71	0.00	0.00	73.90	-61
Totals for LIQUEURS									35.90	506.06	3486.35	82.58	639.26	35
30275	CAB SAUV	75cl	3.33	17.72 *	16.40	0.00		15.45	0.95	3.69	16.84	73.69	60.02	455
30020	MALBEC	75cl	5.32	18.41 *	12.65	12.00		7.40	17.25	91.68	317.63	65.36	39.33	12
30460	MERLOT	75cl	4.57	17.72 *	0.10	0.00		0.00	0.10	0.46	1.77	69.08	0.00	0
30465	PINOT GRIGIO	75cl	4.57	18.70 *	27.95	12.00		7.50	32.45	148.16	606.78	70.70	34.24	6
30511	SAUV BLANC	75cl	4.25	17.73 *	8.35	18.00		0.15	26.20	111.31	464.65	71.25	0.64	0
30225	SHIRAZ	75cl	5.17	18.73 *	6.75	0.00		0.80	5.95	30.73	111.42	66.90	4.13	4
30052	TEMPRANILLO RED	75cl	4.50	18.38	4.00	0.00		4.00	0.00	0.00	0.00	70.62	18.00	
33510	WHITE ZINFANDEL	75cl	4.57	18.34 *	39.50	0.00		24.05	15.45	70.76	283.30	70.03	110.15	44
30475	PROSECCO	75cl	5.83	20.00	22.00	0.00		17.00	5.00	29.16	100.00	65.01	99.14	95
30480	PROSECCO MINI	Mini	2.08	5.50	17.00	12.00		4.00	25.00	52.06	137.50	54.56	8.33	4
SubTotal for SPARKLING WINES									30.00	81.22	237.50	58.96	107.47	37
Totals for WINES									128.35	538.01	2039.89	68.35	373.98	19
40115	GUINNESS	Gall	15.30	4.20 *	42.00	66.00		41.00	67.00	1025.22	2249.97	45.32	627.37	17
40125	JOHN SMITHS SMOOTH	Gall	10.42	3.90 *	27.00	33.00		28.00	32.00	333.47	997.81	59.90	291.79	25
40172	ROBINSONS TROOPER	Gall	11.06	3.77 *	26.00	45.00		5.50	65.50	724.43	1976.16	56.01	60.83	2
SubTotal for CASK									65.50	724.43	1976.16	56.01	60.83	2
Totals for DRAUGHT BEER									164.50	2083.12	5223.94	52.15	979.99	13
50105	AMSTEL	Gall	13.61	4.19 *	82.00	88.00		34.00	136.00	1851.21	4559.48	51.28	462.80	7
50140	FOSTERS	Gall	12.07	3.89 *	100.00	55.00		40.00	115.00	1387.95	3578.16	53.45	482.76	10
50145	HEINEKEN	Gall	15.09	4.20 *	92.00	33.00		40.00	85.00	1282.50	2852.60	46.05	603.53	13
50167	RED STRIPE DR	Gall	14.26	4.15 *	19.00	77.00		17.00	79.00	1126.90	2620.21	48.39	242.50	6
Totals for DRAUGHT LAGER									415.00	5648.56	13610.45	50.20	1791.59	9
60140	BIRRA MORETTI	Doz	12.66	3.79 *	6.08	2.00		4.01	4.07	48.10	208.42	72.30	47.18	27
60265	DESPERADOS	Doz	13.33	3.80 *	8.06	2.00		2.06	8.00	95.96	364.80	68.43	32.66	10
60021	DOOM BAR	Doz	15.89	3.80 *	8.01	0.00		6.07	1.06	23.83	68.40	58.20	104.58	123
60395	HEINEKEN	Doz	12.04	3.80	5.10	6.00		6.00	5.10	56.43	266.00	74.54	72.24	36
60396	HEINEKEN NAB	Doz	7.54	2.49 *	5.07	4.00		2.10	6.09	46.45	201.30	72.31	21.35	13
60660	NEWCASTLE BROWN	Doz	19.38	3.80	8.05	6.00		5.07	8.10	151.88	402.80	54.75	108.21	20
60735	SMIRNOFF ICE	Doz	11.50	3.77 *	7.04	0.00		6.00	1.04	15.33	60.32	69.51	68.97	126
60521	SMIRNOFF ICE RASPBERRY	Doz	0.00	3.77 *	0.00	2.00		1.09	0.03	0.00	11.31	100.00	0.00	
60740	SOL	Doz	10.67	3.80 *	2.05	8.00		4.02	6.03	62.62	285.00	73.63	44.44	20
69850	WKD	Doz	11.73 *	3.78 *	7.05	2.00		7.00	2.05	31.84	109.48	65.10	89.33	79
Totals for BOTTLED BEER									41.57	532.44	1977.83	67.70	588.96	31
70015	BULMERS FRUIT	Doz	17.81	4.50	2.06	0.00		1.09	0.09	11.83	40.50	64.94	27.61	65
70020	BULMERS ORIGINAL	Doz	14.67	4.50	4.04	0.00		2.06	1.10	21.18	99.00	74.33	28.88	38
70110	OLD MOUT CIDER	Doz	21.09	4.49 *	11.07	6.00		8.01	9.06	153.81	511.40	63.91	150.37	27
70120	REKORDERLIG 500ML	Doz	26.02	4.50 *	6.02	5.00		5.06	5.08	101.92	306.00	60.03	139.11	38
70180	STRONGBOW	Gall	12.13	3.91 *	29.50	22.00		23.00	28.50	345.68	892.37	53.52	278.97	23
70185	STRONGBOW CLOUDY APP	Gall	15.05	4.20 *	22.80	6.60		7.60	21.80	328.14	732.48	46.24	114.40	10
70190	STRONGBOW DARK FRUIT	Gall	15.20	4.18 *	53.50	0.00		19.50	34.00	516.80	1136.47	45.43	296.40	16
SubTotal for DRAUGHT CIDER									84.30	1190.62	2761.32	48.26	689.77	16

Code	Description	Size	Cost	Price	Open Stock	Purch /Cred	Trans in	Closing Stock	Sales	Sales at Cost	Sales at Retail	GP %	Stock at Cost	Days Stock
Totals for CIDER									99.63	1479.36	3718.22	52.26	1035.74	20
80040	BRITVIC J20 275ML	Doz	8.98 *	2.48 *	7.01	4.00		5.08	5.05	37.86	160.93	73.53	47.55	35
80045	COCA COLA 330ML	Doz	8.12	1.85 *	6.11	2.00		2.00	6.11	48.04	153.17	64.72	16.24	9
80016	COCA COLA DIET 330ML	Doz	6.99	2.00	5.02	0.00		3.07	1.07	9.78	38.00	71.03	22.14	63
80014	COCA COLA ZERO 330ML	Doz	5.45 *	2.00	0.00	6.00		4.11	1.01	5.90	26.00	74.48	32.93	156
80133	FRUIT JUICE LTR CTN [ALL	Ctn	0.58 *	1.41 *	65.75	36.00		57.80	43.95	29.24	216.95	84.84	40.17	38
80170	MINERALS 125ML	Doz	3.67	1.00 *	8.10	14.00		10.09	12.01	44.46	145.00	65.50	38.29	24
80185	MINERALS 200ML	Doz	6.02	1.47 *	31.07	0.00		19.00	12.07	30.49	222.39	84.57	46.04	42
80200	MONSTER ENERGY 355ML	Doz	10.37	2.03 *	5.02	0.00		1.11	3.03	30.23	79.09	57.00	17.83	17
80273	POSTMIX DIET PEPSI	Ltr	7.11	1.59 *	14.00	28.00		17.00	25.00	168.02	835.28	77.37	120.92	20
80266	POSTMIX LEMONADE RW	Ltr	6.06	1.60 *	20.00	14.00		19.00	15.00	90.88	505.17	79.76	115.11	35
80269	POSTMIX PEPSI MAX	Ltr	7.11	1.60 *	12.00	35.00		17.00	30.00	199.59	1007.12	77.71	120.92	17
80240	RED BULL 250ML CAN	Doz	10.84	2.42 *	5.08	12.00		10.03	7.05	66.75	214.96	65.07	92.25	39
80260	SQUASH/CORDIAL	50ml	0.90	0.86 *	45.00	0.00		29.25	15.75	14.14	272.38	94.16	26.27	52
Totals for MINERALS									177.10	775.38	3876.44	77.50	736.66	27
A1005	BACON FRIES	Doz	3.75	1.00	2.11	0.00		2.02	0.09	2.81	9.00	64.89	8.11	81
A1048	CRISPS PIPER	Doz	5.00	1.10	8.11	12.00		8.05	12.06	62.44	165.00	57.43	42.04	19
A1010	MINI CHEDDARS	Doz	6.54	1.00	3.01	2.06		3.11	1.08	10.43	20.00	41.33	19.76	53
A1100	NUTS CHILLI	Doz	6.29	1.00	1.05	3.04		1.09	3.00	18.88	36.00	40.99	11.01	16
A1105	NUTS DRY	Doz	5.29	1.00	4.02	1.09		2.06	3.05	17.70	41.00	51.44	13.13	21
A1110	NUTS SALT	Doz	5.29	1.00	1.05	1.09		1.11	1.03	6.61	15.00	50.45	10.13	43
A1120	PORK SCRATCHINGS	Doz	7.85	1.00	1.09	2.00		1.00	2.09	21.59	33.00	26.41	7.85	10
A1125	SCAMPI FRIES	Doz	3.75	1.00	2.04	2.00		2.02	2.02	8.11	26.00	64.89	8.11	28
Totals for SNACKS									24.42	148.57	345.00	51.55	120.14	23
Grand Total									1212.37	13360.85	45530.54	64.98	7140.54	15

These results are subject to the validity of the information supplied.



Liquor Delivery

Audit No	16	Start date	04-Jan-22	End date	31-Jan-22	Days	28
Supplier	Delivery No.	Order No.	Invoice No.	Date	Ref No.	Value	£
BOOKERS	72974312	No Number	No Number	11-Jan-22	208	76.44	
CASH	FOC	No Number	No Number	31-Jan-22	212	0.00	
HEINEKEN	31803988	No Number	No Number	05-Jan-22	203	671.95	
HEINEKEN	3187807	No Number	No Number	12-Jan-22	204	1100.22	
HEINEKEN	31832370	No Number	No Number	19-Jan-22	205	2085.71	
HEINEKEN	31849263	No Number	No Number	26-Jan-22	206	3108.66	
MAKRO	3522407	No Number	No Number	05-Jan-22	207	201.32	
MAKRO	3522750	No Number	No Number	12-Jan-22	209	581.16	
MAKRO	3523088	No Number	No Number	19-Jan-22	210	708.90	
MAKRO	3523405	No Number	No Number	26-Jan-22	211	610.28	
Overall Total						£	9144.64



Liquor Deliveries

Audit No 16 Start date 04-Jan-22 End date 31-Jan-22 Days 28

Supplier	HEINEKEN			Quantity	Cost £	Value £
Order	No Number	50167	RED STRIPE DR	Gall		
Delivery	31803988	60395	HEINEKEN	Doz		
Invoice	No Number	60740	SOL	Doz		
Date	05-Jan-22	69850	WKD	Doz		
Ref.	203	80170	MINERALS 125ML	Doz		
		80269	POSTMIX PEPSI MAX	Ltr		
		50105	AMSTEL	Gall		

Supplier	MAKRO			Quantity	Cost £	Value £
Order	No Number	17580	SAMBUCA ANTICA C	70cl		
Delivery	3522407	15125	CAPTAIN MORGAN S	70cl		
Invoice	No Number	11959	SINFONIA AMARETT	70cl		
Date	05-Jan-22	10195	JACK DANIELS	70cl		
Ref.	207	15136	OLD J SPICED	70cl		
		17076	BAILEYS IRISH LT	1 Lt		

Supplier	BOOKERS			Quantity	Cost £	Value £
Order	No Number	17255	FRANGELICO	70cl	3.00	
Delivery	72974312	17762	TEICHENNE BUTTER	70cl	3.00	
Invoice	No Number	17255	FRANGELICO	70cl	-3.00	
Date	11-Jan-22	17255	FRANGELICO	70cl	3.00	
Ref.	208					
						£ 76.44

Supplier	HEINEKEN			Quantity	Cost £	Value £
Order	No Number	50167	RED STRIPE DR	Gall	22.00	
Delivery	3187807	70185	STRONGBOW CLOU	Gall	6.60	
Invoice	No Number	40172	ROBINSONS TROOPE	Gall	9.00	
Date	12-Jan-22	60395	HEINEKEN	Doz	2.00	
Ref.	204	70120	REKORDERLIG 500M	Doz	3.09	
		70110	OLD MOUT CIDER	Doz	3.00	
		70110	OLD MOUT CIDER	Doz	1.00	
		80273	POSTMIX DIET PEPSI	Ltr	7.00	
		40115	GUINNESS	Gall	22.00	
		60521	SMIRNOFF ICE RASP	Doz	2.00	
						£ 1100.22

Supplier	MAKRO			Quantity	Cost £	Value £
Order	No Number	80240	RED BULL 250ML CA	Doz	4.00	
Delivery	3522750	80014	COCA COLA ZERO 33	Doz	2.00	
Invoice	No Number	A1010	MINI CHEDDARS	Doz	2.06	
Date	12-Jan-22	A1048	CRISPS PIPER	Doz	2.00	
Ref.	209	A1048	CRISPS PIPER	Doz	2.00	
		A1048	CRISPS PIPER	Doz	2.00	
		A1105	NUTS DRY	Doz	1.09	
		A1100	NUTS CHILLI	Doz	1.08	
		17491	MONIN SYRUPS ALL	70cl	2.00	
		30020	MALBEC	75cl	6.00	
		10240	JAMESONS IRISH	70cl	1.00	
		10405	SOUTHERN COMFOR	70cl	1.00	
		10220	JACK DANIELS HON	70cl	1.00	
		12380	HENDRICKS GIN	70cl	1.00	
		13135	SMIRNOFF RED	70cl	2.00	
		15105	KRAKEN	70cl	2.00	
		15136	OLD J SPICED	70cl	1.00	
		15125	CAPTAIN MORGAN S	70cl	2.00	
		10377	CANE TRADER SPIC	70cl	1.00	
		15155	SAILOR JERRY	70cl	3.00	
10311	NAPOLEON BRANDY	70cl	1.00			
16140	MARTELL VS	70cl	1.00			
17335	JAGERMEISTER	70cl	6.00			
17375	KAHLUA	70cl	2.00			
17076	BAILEYS IRISH LT	1 Lt	2.00			
17195	CURACAO BLUE	50cl	1.00			
17425	MALIBU	70cl	1.00			
					£	581.16

Supplier	HEINEKEN			Quantity	Cost £	Value £
Order	No Number	50140	FOSTERS	Gall	11.00	
Delivery	31832370	40125	JOHN SMITHS SMOO	Gall	22.00	
Invoice	No Number	50105	AMSTEL	Gall	22.00	
Date	19-Jan-22	50167	RED STRIPE DR	Gall	33.00	
Ref.	205	40172	ROBINSONS TROOPE	Gall	18.00	
		60140	BIRRA MORETTI	Doz	2.00	
		60265	DESPERADOS	Doz	2.00	
		70120	REKORDERLIG 500M	Doz	1.03	
		70110	OLD MOUT CIDER	Doz	1.00	
		80170	MINERALS 125ML	Doz	4.00	
		80170	MINERALS 125ML	Doz	4.00	
		80273	POSTMIX DIET PEPSI	Ltr	14.00	
		80269	POSTMIX PEPSI MAX	Ltr	14.00	
		80266	POSTMIX LEMONAD	Ltr	14.00	
		40115	GUINNESS	Gall	22.00	
					£	2085.71

Supplier	MAKRO			Quantity	Cost £	Value £
Order	No Number	80240	RED BULL 250ML CA	Doz	4.00	
Delivery	3523088	80133	FRUIT JUICE LTR CT	Ctn	12.00	
Invoice	No Number	A1048	CRISPS PIPER	Doz	2.00	
Date	19-Jan-22	A1048	CRISPS PIPER	Doz	2.00	
Ref.	210	A1125	SCAMPI FRIES	Doz	2.00	
		A1110	NUTS SALT	Doz	1.09	
		A1100	NUTS CHILLI	Doz	1.08	
		A1120	PORK SCRATCHINGS	Doz	1.00	
		80240	RED BULL 250ML CA	Doz	4.00	
		30020	MALBEC	75cl	6.00	
		30511	SAUV BLANC	75cl	12.00	
		10405	SOUTHERN COMFOR	70cl	1.00	
		10195	JACK DANIELS	70cl	6.00	
		12570	TANQUERAY GIN	70cl	1.00	
		11111	GROSVENOR GIN	70cl	2.00	
		12346	GORDONS PINK	70cl	2.00	
		12350	GORDONS GIN	70cl	1.00	
		10048	BEEFEATER BLACK	70cl	1.00	
		10379	CHEKOV VODKA	70cl	6.00	
		13107	RUSSIAN STANDARD	70cl	1.00	
		13135	SMIRNOFF RED	70cl	2.00	
		15105	KRAKEN	70cl	1.00	
		15136	OLD J SPICED	70cl	2.00	
		15125	CAPTAIN MORGAN S	70cl	2.00	
		10377	CANE TRADER SPIC	70cl	2.00	
		15155	SAILOR JERRY	70cl	2.00	
		15005	BACARDI	70cl	1.00	
		17570	SAMBUCA ANTICA B	70cl	1.00	
		17740	TEQUILA SILVER	70cl	1.00	
		17375	KAHLUA	70cl	2.00	
		17076	BAILEYS IRISH LT	1 Lt	1.00	
						£ 708.90

Supplier	HEINEKEN			Quantity	Cost £	Value £
Order	No Number	50140	FOSTERS	Gall	44.00	
Delivery	31849263	40125	JOHN SMITHS SMOO	Gall	11.00	
Invoice	No Number	50105	AMSTEL	Gall	44.00	
Date	26-Jan-22	50145	HEINEKEN	Gall	33.00	
Ref.	206	50167	RED STRIPE DR	Gall	11.00	
		70180	STRONGBOW	Gall	22.00	
		40115	GUINNESS	Gall	22.00	
		40172	ROBINSONS TROOPE	Gall	18.00	
		60396	HEINEKEN NAB	Doz	4.00	
		60660	NEWCASTLE BROW	Doz	6.00	
		70110	OLD MOUT CIDER	Doz	1.00	
		80170	MINERALS 125ML	Doz	4.00	
		80045	COCA COLA 330ML	Doz	2.00	
		80014	COCA COLA ZERO 33	Doz	4.00	
		80040	BRITVIC J20 275ML	Doz	2.00	
		80040	BRITVIC J20 275ML	Doz	2.00	
		80273	POSTMIX DIET PEPSI	Ltr	7.00	
		80269	POSTMIX PEPSI MAX	Ltr	14.00	
						£ 3108.66

Supplier	MAKRO			Quantity	Cost £	Value £
Order	No Number					
Delivery	3523405	80133	FRUIT JUICE LTR CT	Ctn	12.00	
Invoice	No Number	80133	FRUIT JUICE LTR CT	Ctn	12.00	
Date	26-Jan-22	A1048	CRISPS PIPER	Doz	2.00	
Ref.	211	A1120	PORK SCRATCHINGS	Doz	1.00	
		30480	PROSECCO MINI	Mini	12.00	
		30511	SAUV BLANC	75cl	6.00	
		30465	PINOT GRIGIO	75cl	12.00	
		10307	MONKEY SHOULDE	70cl	1.00	
		10120	FAMOUS GROUSE	70cl	1.00	
		10240	JAMESONS IRISH	70cl	1.00	
		10195	JACK DANIELS	70cl	6.00	
		12130	BOMBAY SAPPHIRE	70cl	1.00	
		10379	CHEKOV VODKA	70cl	12.00	
		13107	RUSSIAN STANDARD	70cl	2.00	
		13135	SMIRNOFF RED	70cl	2.00	
		15054	CAPTAIN MORGANS	70cl	1.00	
		15105	KRAKEN	70cl	1.00	
		15125	CAPTAIN MORGAN S	70cl	3.00	
		10377	CANE TRADER SPIC	70cl	1.00	
		15155	SAILOR JERRY	70cl	1.00	
		16140	MARTELL VS	70cl	1.00	
		17755	TIA MARIA	70cl	1.00	
		17195	CURACAO BLUE	50cl	2.00	
		17425	MALIBU	70cl	1.00	
						£ 610.28

Supplier	CASH			Quantity	Cost £	Value £
Order	No Number					
Delivery	FOC	12122	BOMBAY LT	1 Lt	1.00	0.00
Invoice	No Number					£ 0.00
Date	31-Jan-22					
Ref.	212					

Overall Total	£	9144.64
----------------------	----------	----------------



Till Variance by Product

Audit No 16

Start date 04-Jan-22

End date 31-Jan-22

Days 28

Code	Description	Size	Unit	UOM	Cost	Av. Price	Open	Purch	Credit	Trans	Close	Wastage	Stock Cons	Till Consumption		Variance	
														Product	Recipe	Qty	Retail
SPIRITS																	
13154	ABER FALLS VIOLET GIN	70cl	25ml	28.0	0.54	3.60	29	0	0	0	25	0.0	4.2	3.0	0.0	-1.2	-4.32
12050	BEEFEATER GIN	70cl	25ml	28.0	0.51	3.35	207	28	0	0	196	0.0	39.2	39.0	0.0	-0.2	-0.67
12130	BOMBAY SAPPHIRE	70cl	25ml	28.0	0.58	3.60	27	68	0	0	76	0.0	18.2	20.0	0.0	1.8	6.48
12155	BROCKMANS GIN	70cl	25ml	28.0	0.95	3.60	39	0	0	0	25	0.0	14.0	13.0	0.0	-1.0	-3.60
12165	BROKERS GIN	70cl	25ml	28.0	0.56	3.20	21	0	0	0	21	0.0	0.0	0.0	0.0	0.0	0.00
12176	BULLDOG GIN	70cl	25ml	28.0	0.46	3.29	8	0	0	0	8	0.0	0.0	0.0	0.0	0.0	0.00
12350	GORDONS GIN	70cl	25ml	28.0	0.37	3.30	125	84	0	0	34	0.0	175.0	174.0	0.0	-1.0	-3.30
11111	GROSVENOR GIN	70cl	25ml	28.0	0.34	2.54	59	56	0	0	0	2.0	112.8	96.0	14.4	-2.4	-6.09
12380	HENDRICKS GIN	70cl	25ml	28.0	0.86	3.60	8	28	0	0	17	0.0	19.6	19.0	0.0	-0.6	-2.16
12505	OPIHR GIN	70cl	25ml	28.0	0.68	3.60	20	0	0	0	14	0.0	5.6	4.0	0.0	-1.6	-5.76
12512	PLYMOUTH GIN	70cl	25ml	28.0	0.00	3.60	1	0	0	0	1	0.0	0.0	0.0	0.0	0.0	0.00
10909	POETIC LICENSE FLAVOU	50cl	25ml	20.0	0.65	3.60	16	0	0	0	13	0.0	3.0	2.0	0.0	-1.0	-3.60
10327	SLINGSBY RHUBARB	70cl	25ml	28.0	0.71	3.59	53	0	0	0	6	0.0	47.6	49.0	0.0	1.4	5.02
12570	TANQUERAY GIN	70cl	25ml	28.0	0.62	3.40	27	28	0	0	13	0.0	42.0	44.0	0.0	2.0	6.80
10165	WHITLEY NEILL PARMA V	70cl	25ml	28.0	0.70	3.80	49	0	0	0	34	0.0	15.4	14.0	0.0	-1.4	-5.32
	GIN						689	292	0	0	483	2	496.6	477.0	14.4	-5.2	-16.52
13025	BLACK COW VODKA	70cl	25ml	28.0	0.61	3.80	8	0	0	0	8	0.0	0.0	1.0	0.0	1.0	3.80
10379	CHEKOV VODKA	70cl	25ml	28.0	0.33	2.83	619	504	0	0	307	8.0	808.0	659.0	96.4	-52.6	-148.74
13107	RUSSIAN STANDARD	70cl	25ml	28.0	0.40	3.30	62	84	0	0	32	0.0	113.4	113.0	0.0	-0.4	-1.32
13135	SMIRNOFF RED	70cl	25ml	28.0	0.37	3.20	21	168	0	0	1	0.0	187.6	187.0	0.0	-0.6	-1.92
	VODKA						710	756	0	0	349	8	1109.0	960.0	96.4	-52.6	-148.18
10120	FAMOUS GROUSE	70cl	25ml	28.0	0.43	3.30	31	28	0	0	34	0.0	25.2	24.0	0.0	-1.2	-3.96
10130	FIREBALL WHISKEY	70cl	25ml	28.0	0.50	2.71	76	0	0	0	29	0.0	46.2	42.0	0.0	-4.2	-11.40
10155	GENTLEMAN JACK	70cl	25ml	28.0	0.71	3.60	28	0	0	0	28	0.0	0.0	0.0	0.0	0.0	0.00
10195	JACK DANIELS	70cl	25ml	28.0	0.55	3.40	106	504	0	0	210	3.0	397.4	405.0	0.0	7.6	25.84
10220	JACK DANIELS HONEY	70cl	25ml	28.0	0.55	3.40	32	28	0	0	11	0.0	49.0	51.0	0.0	2.0	6.80
11511	JACOBITE WHISKY	70cl	25ml	28.0	0.33	3.11	31	0	0	0	10	2.0	19.0	17.0	1.2	-0.8	-2.49
10240	JAMESONS IRISH	70cl	25ml	28.0	0.61	3.40	45	56	0	0	22	0.0	78.4	76.0	0.0	-2.4	-8.16
10275	JIM BEAM WHITE	70cl	25ml	28.0	0.44	3.40	56	0	0	0	21	0.0	35.0	38.0	0.0	3.0	10.20
10307	MONKEY SHOULDER	70cl	25ml	28.0	0.89	3.60	36	28	0	0	22	0.0	42.0	40.0	0.0	-2.0	-7.20
10405	SOUTHERN COMFORT	70cl	25ml	28.0	0.50	3.30	28	56	0	0	24	0.0	60.2	62.0	0.0	1.8	5.94
	WHISKY						469	700	0	0	412	5	752.4	755.0	1.2	3.8	15.57
15005	BACARDI	70cl	25ml	28.0	0.40	3.30	115	28	0	0	46	0.0	96.6	94.0	0.0	-2.6	-8.58

Code	Description	Size	Unit	UOM	Cost	Av. Price	Open	Purch	Credit	Trans	Close	Wastage	Stock	Till Consumption		Variance		
													Cons	Product	Recipe	Qty	Retail	
10376	CANE TRADER DARK RU	70cl	25ml	28.0	0.32	2.55	84	0	0	0	69	0.0	15.4	13.0	0.0	-2.4	-6.11	
10377	CANE TRADER SPICED R	70cl	25ml	28.0	0.32	2.90	56	112	0	0	39	2.0	126.8	112.0	12.0	-2.8	-8.13	
15054	CAPTAIN MORGANS DAR	70cl	25ml	28.0	0.50	3.30	63	280	0	0	38	3.0	302.2	309.0	0.0	6.8	22.42	
15090	HAVANA 3YO	70cl	25ml	28.0	0.68	6.04	176	0	0	0	139	0.0	37.8	6.0	47.4	15.6	94.20	
15105	KRAKEN	70cl	25ml	28.0	0.62	3.39	27	112	0	0	0	0.0	138.6	123.0	0.0	-15.6	-52.85	
15115	LAMBS NAVY RUM	70cl	25ml	28.0	0.55	3.35	8	0	0	0	0	0.0	8.4	0.0	0.0	-8.4	-28.16	
11112	LEBLON	70cl	25ml	28.0	0.54	3.20	73	0	0	0	73	0.0	0.0	0.0	0.0	0.0	0.00	
15136	OLD J SPICED	70cl	25ml	28.0	0.55	3.30	41	140	0	0	20	0.0	161.0	166.0	0.0	5.0	16.52	
10894	PAMPERO ANIVERSARIO	70cl	25ml	28.0	0.54	3.80	1	0	0	0	1	0.0	0.0	0.0	0.0	0.0	0.00	
15155	SAILOR JERRY	70cl	25ml	28.0	0.57	3.28	62	168	0	0	27	2.0	201.0	213.0	0.0	12.0	39.35	
15177	WRAY AND NEPHEW	70cl	25ml	28.0	0.77	3.00	22	0	0	0	21	0.0	1.4	2.0	0.0	0.6	1.80	
							RUM	728	840	0	0	472	7	1089.2	1038.0	59.4	8.2	70.47
16140	MARTELL VS	70cl	25ml	28.0	0.73	3.40	21	56	0	0	10	0.0	67.2	70.0	0.0	2.8	9.52	
10311	NAPOLEON BRANDY	70cl	25ml	28.0	0.37	3.46	25	28	0	0	34	0.0	19.6	12.0	4.2	-3.4	-11.78	
							BRANDY	46	84	0	0	43	0	86.8	82.0	4.2	-0.6	-2.26
							SPIRITS	2642	2672	0	0	1758	22	3534.0	3312.0	175.6	-46.4	-80.92

Totals at Retail

10502.50 736.36

LIQUEURS

17630	ARCHERS SCHNAPPS	70cl	25ml	28.0	0.36	3.30	58	0	0	0	40	0.0	18.2	25.0	0.0	6.8	22.44
17076	BAILEYS IRISH LT	1 Lt	50ml	20.0	0.95	5.93	51	80	0	0	33	0.0	98.4	16.0	90.7	8.3	49.19
11141	CACTUS JACK	50cl	25ml	20.0	0.18	2.69	110	0	0	0	62	0.0	48.0	39.0	12.0	3.0	8.06
17152	COCKBURNS SPEC RES	75cl	50ml	15.0	0.68	3.00	11	0	0	0	7	0.0	3.8	3.0	0.0	-0.8	-2.25
17155	COINTREAU	70cl	25ml	28.0	0.61	3.20	13	0	0	0	8	0.0	4.2	5.0	0.0	0.8	2.56
17175	CREME DE CACAO DARK	70cl	25ml	28.0	0.00	0.00	22	0	0	0	17	0.0	5.6	0.0	15.0	9.4	0.00
11881	CREME DE CASSIS	70cl	25ml	28.0	0.00	0.00	48	0	0	0	48	0.0	0.0	0.0	0.0	0.0	0.00
10515	CREME DE MENTHE	70cl	25ml	28.0	0.00	0.00	17	0	0	0	17	0.0	0.0	0.0	28.8	28.8	0.00
17195	CURACAO BLUE	50cl	25ml	20.0	0.45	0.00	26	60	0	0	59	0.0	27.0	0.0	28.6	1.6	0.00
17215	DUBONNET	75cl	50ml	15.0	1.00	3.20	11	0	0	0	9	0.0	2.2	0.0	0.0	-2.2	-7.20
17255	FRANGELICO	70cl	25ml	28.0	0.48	3.12	0	84	0	0	45	0.0	39.2	0.0	52.8	13.6	42.48
13250	FUNKIN CANE SUGAR	70cl	25ml	28.0	0.14	0.00	28	0	0	0	28	0.0	0.0	0.0	0.0	0.0	0.00
17335	JAGERMEISTER	70cl	25ml	28.0	0.54	2.82	260	168	0	0	182	0.0	246.4	83.0	189.0	25.6	72.12
17375	KAHLUA	70cl	25ml	28.0	0.54	3.10	74	112	0	0	22	0.0	163.8	7.0	134.0	-22.8	-70.76
17425	MALIBU	70cl	25ml	28.0	0.41	3.26	45	56	0	0	29	1.0	70.4	69.0	0.0	-1.4	-4.56
10157	OUZO	70cl	25ml	28.0	0.52	3.20	11	0	0	0	8	0.0	2.8	0.0	0.0	-2.8	-8.96
17540	PERNOD	70cl	25ml	28.0	0.50	3.20	6	0	0	0	6	0.0	0.0	0.0	0.0	0.0	0.00
17555	PIMMS NO 1	70cl	50ml	14.0	0.71	4.20	141	0	0	0	140	0.0	0.7	0.0	3.0	2.3	9.65
17570	SAMBUCA ANTICA BLACK	70cl	25ml	28.0	0.55	2.81	59	28	0	0	20	0.0	67.2	65.0	0.0	-2.2	-6.19
17580	SAMBUCA ANTICA CLASS	70cl	25ml	28.0	0.42	2.77	27	56	0	0	34	0.0	49.0	51.0	0.0	2.0	5.55
17588	SAMBUCA ANTICA RASPB	70cl	25ml	28.0	0.54	2.68	56	0	0	0	24	0.0	32.2	25.0	0.0	-7.2	-19.30

Code	Description	Size	Unit	UOM	Cost	Av. Price	Open	Purch	Credit	Trans	Close	Wastage	Stock	Till Consumption		Variance	
													Cons	Product	Recipe	Qty	Retail
11959	SINFONIA AMARETTO	70cl	25ml	28.0	0.25	3.90	88	56	0	0	60	4.0	80.0	72.0	12.0	4.0	15.60
10506	TEICHENNE APPLE	70cl	25ml	28.0	0.36	3.40	8	0	0	0	8	0.0	0.0	12.0	0.0	12.0	40.80
17762	TEICHENNE BUTTERSCO	70cl	25ml	28.0	0.43	0.00	0	84	0	0	130	0.0	-46.2	0.0	0.0	46.2	0.00
17730	TEQUILA ROSE	70cl	25ml	28.0	0.42	2.49	85	0	0	0	35	0.0	50.4	43.0	5.4	-2.0	-4.98
17740	TEQUILA SILVER	70cl	25ml	28.0	0.55	2.53	63	28	0	0	14	0.0	77.0	72.0	14.4	9.4	23.81
17755	TIA MARIA	70cl	25ml	28.0	0.46	3.30	48	28	0	0	53	0.0	22.4	19.0	0.0	-3.4	-11.22
12488	TIPPLESWORTH ESPRES	1 Lt	25ml	40.0	0.03	0.00	40	0	0	0	30	0.0	10.0	0.0	4.2	-5.8	0.00
17775	TRIPLE SEC	50cl	25ml	20.0	0.50	0.00	41	0	0	0	38	0.0	3.4	0.0	4.2	0.8	0.00
17320	HARVEYS BRISTOL CRM	75cl	50ml	15.0	0.50	3.20	16	0	0	0	16	0.0	0.0	0.0	0.0	0.0	0.00
17452	MARTINI 75CL	75cl	50ml	15.0	0.48	3.50	65	0	0	0	65	0.0	0.0	0.0	0.0	0.0	0.00
17454	TIO PEPE	75cl	50ml	15.0	0.67	3.05	4	0	0	0	4	0.0	0.0	0.0	0.0	0.0	0.00
	FORTIFIED WINE						85	0	0	0	85	0	0.0	0.0	0.0	0.0	0.00
17484	MARIE BRIZZARD	70cl	25ml	28.0	0.00	0.00	269	56	0	0	472	0.0	-147.0	0.0	133.8	280.8	0.00
	BITTERS/SYRUP						269	56	0	0	472	0	-147.0	0.0	133.8	280.8	0.00
	LIQUEURS						1801	896	0	0	1762	5	929.1	606.0	727.9	404.8	156.84
													Totals at Retail		1837.13	1807.52	
WINES																	
30275	CAB SAUV	75cl	Bottle	1.0	3.33	17.72	16	0	0	0	15	0.0	0.9	0.0	0.9	0.0	-0.89
30020	MALBEC	75cl	Bottle	1.0	5.32	18.74	13	12	0	0	7	1.5	15.8	2.0	13.0	-0.8	-14.05
30460	MERLOT	75cl	Bottle	1.0	4.57	17.72	0	0	0	0	0	0.2	-0.1	0.0	0.9	1.0	17.13
30465	PINOT GRIGIO	75cl	Bottle	1.0	4.57	18.99	28	12	0	0	8	0.0	32.5	3.0	29.7	0.3	4.75
30511	SAUV BLANC	75cl	Bottle	1.0	4.25	18.25	8	18	0	0	0	0.0	26.2	6.0	20.2	0.0	-0.61
30225	SHIRAZ	75cl	Bottle	1.0	5.17	18.73	7	0	0	0	1	0.3	5.6	0.0	5.3	-0.3	-5.99
30052	TEMPRANILLO RED	75cl	Bottle	1.0	4.50	18.38	4	0	0	0	4	0.0	0.0	0.0	0.0	0.0	0.00
33510	WHITE ZINFANDEL	75cl	Bottle	1.0	4.57	18.88	40	0	0	0	24	0.0	15.5	3.0	12.6	0.1	2.83
30475	PROSECCO	75cl	Bottle	1.0	5.83	20.00	22	0	0	0	17	0.0	5.0	5.0	0.0	0.0	0.00
30480	PROSECCO MINI	Mini	Bottle	1.0	2.08	5.50	17	12	0	0	4	2.0	23.0	23.0	0.0	0.0	0.00
	SPARKLING WIN						39	12	0	0	21	2	28.0	28.0	0.0	0.0	0.00
	WINES						155	54	0	0	80	4	124.4	42.0	82.6	0.2	3.17
													Totals at Retail		480.84	1550.91	
DRAUGHT BEER																	
40115	GUINNESS	Gall	Pint	8.0	1.91	4.20	336	528	0	0	328	7.8	528.2	554.5	0.0	26.4	110.61
40125	JOHN SMITHS SMOOTH	Gall	Pint	8.0	1.30	3.90	216	264	0	0	224	5.8	250.1	253.0	0.0	2.8	11.11
40172	ROBINSONS TROOPER	Gall	Pint	8.0	1.38	3.77	208	360	0	0	44	59.8	464.1	503.0	0.0	38.8	146.52
	CASK						208	360	0	0	44	60	464.1	503.0	0.0	38.8	146.52

Code	Description	Size	Unit	UOM	Cost	Av. Price	Open	Purch	Credit	Trans	Close	Wastage	Stock	Till Consumption		Variance	
													Cons	Product	Recipe	Qty	Retail
DRAUGHT BEER							760	1152	0	0	596	74	1242.5	1310.5	0.0	68.0	268.23
Totals at Retail													5210.71	0.00			
DRAUGHT LAGER																	
50105	AMSTEL	Gall	Pint	8.0	1.70	4.19	656	704	0	0	272	8.9	1079.2	1190.0	0.0	110.8	464.54
50140	FOSTERS	Gall	Pint	8.0	1.51	3.89	800	440	0	0	320	29.4	890.7	939.5	0.0	48.8	189.99
50145	HEINEKEN	Gall	Pint	8.0	1.89	4.20	736	264	0	0	320	6.8	673.2	731.0	0.0	57.8	242.68
50167	RED STRIPE DR	Gall	Pint	8.0	1.78	4.15	152	616	0	0	136	6.3	625.7	680.0	0.0	54.3	225.33
DRAUGHT LAGE							2344	2024	0	0	1048	51	3268.6	3540.5	0.0	271.9	1122.54
Totals at Retail													14526.69	0.00			
BOTTLED BEER																	
60140	BIRRA MORETTI	Doz	Ind	12.0	1.06	3.79	80	24	0	0	49	1.0	54.0	54.0	0.0	0.0	0.00
60265	DESPERADOS	Doz	Ind	12.0	1.11	3.80	102	24	0	0	30	3.0	93.0	93.0	0.0	0.0	0.00
60021	DOOM BAR	Doz	Ind	12.0	1.32	3.80	97	0	0	0	79	4.0	14.0	12.0	0.0	-2.0	-7.60
60395	HEINEKEN	Doz	Ind	12.0	1.00	3.80	70	72	0	0	72	1.0	69.0	42.0	0.0	-27.0	-102.60
60396	HEINEKEN NAB	Doz	Ind	12.0	0.63	2.49	67	48	0	0	34	3.0	78.0	77.0	0.0	-1.0	-2.49
60660	NEWCASTLE BROWN	Doz	Ind	12.0	1.62	3.80	101	72	0	0	67	1.0	105.0	106.0	0.0	1.0	3.80
60735	SMIRNOFF ICE	Doz	Ind	12.0	0.96	3.77	88	24	0	0	93	0.0	19.0	19.0	0.0	0.0	0.00
60740	SOL	Doz	Ind	12.0	0.89	3.80	29	96	0	0	50	3.0	72.0	72.0	0.0	0.0	0.00
69850	WKD	Doz	Ind	12.0	0.98	3.78	89	24	0	0	84	7.0	22.0	23.0	0.0	1.0	3.78
BOTTLED BEER							723	384	0	0	558	23	526.0	498.0	0.0	-28.0	-105.11
Totals at Retail													1789.45	0.00			
CIDER																	
70015	BULMERS FRUIT	Doz	Ind	12.0	1.48	4.50	30	0	0	0	21	1.0	8.0	7.0	0.0	-1.0	-4.50
70020	BULMERS ORIGINAL	Doz	Ind	12.0	1.22	4.50	52	0	0	0	30	0.0	22.0	20.0	0.0	-2.0	-9.00
70110	OLD MOUT CIDER	Doz	Ind	12.0	1.76	4.49	139	72	0	0	97	4.0	110.0	97.0	0.0	-13.0	-58.32
70120	REKORDERLIG 500ML	Doz	Ind	12.0	2.17	4.50	74	60	0	0	66	0.0	68.0	68.0	0.0	0.0	0.00
70180	STRONGBOW	Gall	Pint	8.0	1.52	3.91	236	176	0	0	184	5.3	222.6	222.5	0.0	-0.2	-0.59
70185	STRONGBOW CLOUDY A	Gall	Pint	8.0	1.88	4.20	182	53	0	0	61	9.4	165.0	159.0	0.0	-6.0	-25.41
70190	STRONGBOW DARK FRUI	Gall	Pint	8.0	1.90	4.18	428	0	0	0	156	6.8	265.1	274.5	0.0	9.4	39.07
DRAUGHT CIDE							846	229	0	0	401	22	652.8	656.0	0.0	3.2	13.07
CIDER							1141	361	0	0	615	27	860.8	848.0	0.0	-12.8	-58.75
Totals at Retail													3548.20	0.00			
MINERALS																	
80040	BRITVIC J20 275ML	Doz	Ind	12.0	0.75	2.48	85	48	0	0	68	1.0	64.0	63.0	0.0	-1.0	-2.48

Code	Description	Size	Unit	UOM	Cost	Av. Price	Open	Purch	Credit	Trans	Close	Wastage	Stock Cons	Till Consumption		Variance	
														Product	Recipe	Qty	Retail
80045	COCA COLA 330ML	Doz	Ind	12.0	0.68	1.85	83	24	0	0	24	0.0	83.0	89.0	0.0	6.0	11.07
80016	COCA COLA DIET 330ML	Doz	Ind	12.0	0.58	2.00	62	72	0	0	102	0.0	32.0	18.0	0.0	-14.0	-28.00
80133	FRUIT JUICE LTR CTN [A	Ctn	H/pint	3.5	0.17	1.40	230	126	0	0	202	5.8	148.1	0.0	153.6	5.5	7.75
80170	MINERALS 125ML	Doz	Ind	12.0	0.31	1.00	106	168	0	0	129	1.0	144.0	146.0	0.0	2.0	2.00
80185	MINERALS 200ML	Doz	Ind	12.0	0.50	1.47	379	0	0	0	228	0.0	151.0	93.0	0.0	-58.0	-85.42
80200	MONSTER ENERGY 355M	Doz	Ind	12.0	0.86	1.87	62	0	0	0	23	0.0	39.0	18.0	39.0	18.0	33.68
80273	POSTMIX DIET PEPSI	Ltr	H/Pint	21.0	0.34	1.59	294	588	0	0	357	8.0	517.0	0.0	277.0	-240.0	-381.83
80266	POSTMIX LEMONADE RW	Ltr	H/Pint	21.0	0.29	1.60	420	294	0	0	399	7.0	308.0	0.0	349.8	41.8	67.04
80269	POSTMIX PEPSI MAX	Ltr	H/Pint	21.0	0.34	1.60	252	735	0	0	357	7.0	623.0	0.0	999.2	376.2	600.51
80240	RED BULL 250ML CAN	Doz	Ind	12.0	0.90	2.42	68	144	0	0	123	1.0	88.0	89.0	0.0	1.0	2.42
80260	SQUASH/CORDIAL	50ml	Dash	20.0	0.04	0.90	900	0	0	0	585	72.0	243.0	89.0	4.2	-149.8	-135.35
MINERALS							2941	2199	0	0	2597	103	2440.1	605.0	1822.8	-12.3	91.38

Totals at Retail 967.61 2888.87

SNACKS

A1005	BACON FRIES	Doz	Ind	12.0	0.31	1.00	63	24	0	0	52	0.0	35.0	32.0	0.0	-3.0	-3.00
A1048	CRISPS PIPER	Doz	Ind	12.0	0.42	1.10	107	144	0	0	101	0.0	150.0	152.0	0.0	2.0	2.20
A1010	MINI CHEDDARS	Doz	Ind	12.0	0.55	1.00	37	30	0	0	47	0.0	20.0	20.0	0.0	0.0	0.00
A1110	NUTS SALT	Doz	Ind	12.0	0.44	1.00	84	82	0	0	74	0.0	92.0	84.0	0.0	-8.0	-8.00
A1120	PORK SCRATCHINGS	Doz	Ind	12.0	0.65	1.00	21	24	0	0	12	0.0	33.0	32.0	0.0	-1.0	-1.00
SNACKS							312	304	0	0	286	0	330.0	320.0	0.0	-10.0	-9.80

Totals at Retail 335.20 0.00

Grand Totals at Retail 39198.33 6983.67 1387.59

Till Cons (Prod & Rec)	£46,182.00	Income	£46,315.17
Till Variance	£1,387.59-	Surplus/Deficit	£1,708.83-
	<u>£44,794.41</u>		<u>£44,606.34</u>



Historical Analysis

No.	From	To	Days	Income Inc. VAT	Consumed at Cost	Stock at Cost	Purchases	Days Stock	GP £	GP %	Result £	Result %
16	04-Jan-22	31-Jan-22	28	46315.17	13360.85	7140.54	9144.64	15	25446.22	65.57	1708.83	3.69
15	30-Nov-21	03-Jan-22	35	71431.37	20911.34	11356.51	23747.96	19	38926.47	65.05	3117.99	4.37
14	02-Nov-21	29-Nov-21	28	54675.88	16197.61	8519.93	17643.44	15	29579.14	64.62	1887.23	3.45
13	05-Oct-21	01-Nov-21	28	54127.34	16011.60	7073.95	16098.60	12	29333.87	64.69	1678.28	3.10
12	07-Sep-21	04-Oct-21	28	56516.31	16866.66	6986.91	14195.50	12	30748.52	64.58	1858.90	3.29
11	10-Aug-21	06-Sep-21	28	55364.44	16013.40	9661.07	19800.76	17	30554.39	65.61	3057.18	5.52
10	06-Jul-21	09-Aug-21	35	69184.69	20822.89	5863.21	20419.23	10	37428.09	64.25	2986.78	4.32
9	08-Jun-21	05-Jul-21	28	44538.97	13297.19	6266.73	12965.92	13	24187.22	64.53	2496.86	5.61
8	11-May-21	07-Jun-21	28	54517.08	15876.01	6597.96	16211.48	12	29994.48	65.39	3654.92	6.70
7	06-Apr-21	10-May-21	35	60196.14	17705.84	6262.41	16713.87	12	32857.91	64.98	4232.75	7.03
6	10-Dec-20	05-Apr-21	117	25362.11	9701.74	7195.27	8477.60	87	11621.71	54.50	42.69	0.17
Totals			418	592229.50	176765.13		175419.00		320678.02	64.47	26722.41	4.51

These results are subject to the validity of the information supplied.

Food Summary

Audit No. 16

Start date 04-Jan-22

End date 31-Jan-22

Days 28

Consumption

Opening Stock	£	1002.20
Purchases	£	939.38
Credits	£	0.00
Closing Stock	£	1216.18
Consumption	£	725.41

Cumulatives

Income	£	63095.21
Consumption	£	22734.03
Gross Profit	£	40361.17
Allowances at Retail	£	1800.00
Allowances at Cost	£	959.47

Gross Profit

Takings	£	1670.38
Consumption	£	725.41
Gross Profit	£	944.98
GP %		56.57
Cost Allowances	£	24.45
Retail Allowances	£	60.00
Total Allowances (at cost)	£	47.61
Adjusted GP %		59.42
Days Stockholding		46.94

Allowances

	Cost	Retail
Waste Book	24.45	0.00
Vouchers	0.00	60.00
Total	24.45	60.00

These results are subject to the validity of the information supplied.



Food Stock

Audit No. 16 Start date 04-Jan-22 End date 31-Jan-22 Days 28

Code	Description	Size	Cost	Open Stock	Purch /Cred	Closing Stock	Stock at Cost
COD	COD FILLET KG (1.81KG NE	KILOS	14.64	1.80	0.00	3.60	52.69
SALS	SALMON STEAK	EACH	1.95	3.00	0.00	2.00	3.90
123	SCAMPI BITES 1.8KG	PACK	14.49	0.25	0.00	1.10	15.94
Total for FISH							72.52
BAC	BACON	PACK	8.76	3.00	0.00	1.25	10.95
ZZ194	BBQ PORK RIB RACK 500G	PACK	4.29	1.00	0.00	5.00	21.45
ZZ192	BEEF BURGER 6oz FRESH	EACH	1.20	29.00	0.00	40.00	48.00
177	BEEF DICED KG	KILOS	7.38	2.00	0.00	2.00	14.76
116	BEEF MINCE	KILOS	6.28	1.00	0.00	1.00	6.28
ZZ169	BEEF TOPSIDE KG	KILOS	6.38	2.72	0.00	2.72	17.35
BL	BLACK PUDDING	EACH	2.50	1.00	0.00	0.65	1.63
ZZ042	CHICKEN FILLET KG	KILOS	4.00	2.80	0.00	3.25	13.00
159	CHICKEN WINGS 2.5KG PA	KILOS	2.40	2.00	0.00	2.50	5.99
ME2	COOKED SLICED HAM 500	PACK	3.99	0.00	0.00	0.50	2.00
SAUS	SAUSAGES KG	KILOS	4.28	3.10	0.00	1.67	7.17
Total for MEAT							148.57
PNC	PANCAKES PACK	EACH	0.82	1.00	0.00	0.00	0.00
CHEE	VEGAN GF CHEESECAKE *	EACH	11.99	0.35	0.00	0.35	4.20
ZZ004	WAFFLES	EACH	0.57	12.00	0.00	8.00	4.55
Total for DESSERTS							8.75
BAN	BANANAS (5 PACK)	EACH	1.25	0.20	0.00	0.00	0.00
BERR	BLUEBERRY	EACH	1.95	3.00	0.00	2.50	4.88
199	CABBAGE WHITE	EACH	1.79	0.00	0.00	1.00	1.79
CEL	CELERY	EACH	0.65	0.35	0.00	0.90	0.59
CUE	CUCUMBER	EACH	0.74	1.00	0.00	1.00	0.74
LEE	LEEKs	KILOS	1.80	0.00	0.00	0.20	0.36
LEM	LEMONS	EACH	0.30	5.00	0.00	14.00	4.20
LETT	LETTUCE ROCKET 200G	EACH	2.49	0.00	0.00	0.35	0.87
LIM	LIMES	EACH	0.30	11.50	0.00	11.00	3.30
VE1	LITTLE GEM	EACH	0.37	6.50	0.00	4.00	1.48
APP	MIXED LEAF (LOCAL)	EACH	1.00	0.20	0.00	0.00	0.00
ZZ219	MUSHROOMS 1.1KG	PACK	2.99	1.00	0.00	0.55	1.64
ONIR	ONIONS RED	KILOS	0.72	0.35	0.00	0.00	0.00
ONIW	ONIONS WHITE	KILOS	0.64	0.10	0.00	0.00	0.00
WCHP	ORANGES	EACH	0.35	5.00	0.00	2.00	0.70
PEP	PEPPERS	EACH	0.75	2.00	0.00	2.60	1.95
196	POTATOES MIDS/NEW	KILOS	0.75	1.00	0.00	1.00	0.75
NEW	POTATOES SACK 20KG	PACK	9.99	0.00	0.00	0.05	0.50
VE20	RED/WHITE ONIONS - 3 PA	PACK	0.99	0.00	0.00	3.00	2.97
VE9	SANDWICH FILLER 1KG	TUB	4.99	0.00	0.00	0.30	1.50
190	STRAWBERRY 227G	EACH	2.25	3.00	0.00	0.25	0.56
TOMS	TOMATOES KG	EACH	1.75	2.00	0.00	1.50	2.63
Total for VEG							31.40
DA2	ALPRO PLAIN 500G	EACH	1.29	1.50	0.00	1.80	2.32
BUTT	BUTTER PORTIONS	EACH	4.99	1.00	0.00	1.80	8.98
CH	CHEESE CE MILD CHEDDA	KILOS	5.38	2.00	0.00	4.20	22.58

Code	Description	Size	Cost	Open Stock	Purch /Cred	Closing Stock	Stock at Cost
PARM	CHEESE PARMASAN 500G	EACH	9.99	0.10	0.00	0.00	0.00
160	CHEESE SLICES MONTERA	PACK	3.49	1.20	0.00	2.25	7.85
ZZ215	CHEESE VIOLIFE DAIRY FR	PACK	3.99	1.00	0.00	2.00	7.98
TARA	CREAM SPRAY	EACH	2.48	2.00	0.00	2.00	4.96
ZZ202	DOUBLE CREAM 500G	TUB	1.79	0.00	0.00	0.25	0.45
EM	EGGS DOZEN	EACH	1.30	2.25	0.00	4.20	5.45
GRUY	GUACAMOLE 500g	EACH	2.99	0.00	0.00	3.30	9.87
HUM	HUMOUS	EACH	2.60	0.00	0.00	1.00	2.60
MAR	MARGARINE 2KG	EACH	5.29	0.40	0.00	0.90	4.76
MILK	MILK	EACH	1.05	1.00	0.00	3.10	3.26
Total for DAIRY							81.06
BA2	ARTISAN ,MINI BREAD ROL	EACH	0.20	50.00	0.00	50.00	9.99
BAPS	BAPS FLOURED X48	EACH	6.23	0.35	0.00	0.35	2.18
ZZ139	BRIOCHE BURGER BUNS 4	EACH	0.29	17.00	0.00	17.00	4.93
CIA	CIABATTA	EACH	0.28	10.00	0.00	9.00	2.55
GARL	GARLIC BREAD *72	BOX	7.29	1.05	0.00	0.70	5.10
ZZ021	GF LOAF	EACH	1.58	0.00	0.00	0.05	0.08
ZZ079	GF ROLLS	EACH	0.20	0.10	0.00	0.00	0.00
ZZ188	HOT DOG ROLLS *48	EACH	0.19	7.00	0.00	32.00	6.13
LOAF	LOAF	EACH	0.95	4.25	0.00	9.00	8.55
ZZ152	MUFFINS *4	EACH	0.80	2.00	0.00	0.75	0.60
ZZ078	NAAN BREAD PACK	PACK	0.65	5.50	0.00	2.50	1.63
TORT	TORTILLAS WRAPS	EACH	0.99	9.00	0.00	9.00	8.91
Total for BAKERY							50.64
13	BRANSTON 2.55kg	EACH	8.99	0.10	0.00	1.05	9.44
CAP	CAPERS OPIES 1.52KG	EACH	5.69	0.40	0.00	1.00	5.69
MAY	CE MAYONNAISE 5LT	JAR	4.99	1.00	0.00	1.00	4.99
CUS	CUSTARD	EACH	1.39	0.50	0.00	0.25	0.35
173	DESSERT TOPPING SAUCE	EACH	2.28	2.40	0.00	2.00	4.56
GHER	GHERKINS/CORNICHONS	EACH	9.69	1.10	0.00	0.90	8.72
HOLL	HOLLANDAISE SAUCE	JAR	5.79	0.40	0.00	0.60	3.47
TP	JALAPEANOS 2.95kg TIN	EACH	3.49	1.05	0.00	1.00	3.49
PEST	PESTO	JAR	8.79	0.80	0.00	0.80	7.03
ZZ029	SAUCE SACHETS VARIOUS	BOX	5.49	3.50	0.00	5.25	28.82
DRY	SOUR CREAM 2KG	JAR	7.15	0.25	0.00	1.00	7.15
TB	TABASCO	EACH	1.95	0.40	0.00	0.40	0.78
TERR	TB MUSTARD FRENCHIES	JAR	1.30	0.00	0.00	1.00	1.30
SATE	TB SAUCES VARIOUS	JAR	1.25	2.00	0.00	0.00	0.00
WOR	WORCESTER SAUCE	EACH	2.00	0.40	0.00	0.50	1.00
Total for SAUCES							86.80
DR8	ALMOND FLAKES 200G	PACK	2.80	0.35	0.00	0.35	0.98
DR21	BANANA BLOSSOM 510g	TIN	1.29	8.00	0.00	8.00	10.32
174	BATTER MIX	EACH	5.99	0.55	0.00	1.15	6.89
BOU	BOUILLION	EACH	9.99	0.50	0.00	0.50	5.00
BBC	BREADCRUMBS PANKO K	EACH	4.89	1.00	0.00	1.00	4.89
DR4	CHARGRILLED PEPPERS 1.5	TUB	7.49	0.20	0.00	0.20	1.50
DR6	CHOPPED MIXED NUTS 1kg	PACK	9.99	0.00	0.00	0.75	7.49
OATS	CL OATS 2K	EACH	2.79	0.70	0.00	0.25	0.70
ZZ131	COCOA KG	EACH	11.47	0.70	0.00	0.70	8.03
DATE	DATES 2KG	EACH	6.99	0.70	0.00	0.70	4.89
ZZ180	DRY VALUE	EACH	1.00	2.00	0.00	0.00	0.00
FLO	FLOUR 3KG	EACH	2.79	2.20	0.00	2.85	7.95
Z003	GOD SLAYER HOT SAUCES	EACH	1.79	1.50	0.00	2.00	3.59
170	GRAVY BISTO POWDER 3K	EACH	15.19	0.75	0.00	0.75	11.39

Code	Description	Size	Cost	Open Stock	Purch /Cred	Closing Stock	Stock at Cost
HER	HERBS & SPICES	EACH	4.95	8.10	0.00	8.80	43.56
PEPP	HERBS PEPPER CORNS	EACH	8.99	1.20	0.00	1.20	10.79
3	HERBS PEPPER GROUND	EACH	8.79	2.60	0.00	2.30	20.22
Z007	HERBS SMALL	KILOS	1.10	2.30	0.00	2.75	3.03
ZZ123	HONEY	EACH	1.85	0.00	0.00	1.35	2.50
ZZ165	HOT DOGS JAR	EACH	2.00	0.20	0.00	2.40	4.80
DR3	ICING SUGAR 500g	PACK	1.00	1.00	0.00	1.00	1.00
JAM	JAMS PORTION TRAY	EACH	3.25	2.50	0.00	5.00	16.25
ZZ171	KENCO INSTANT COFFEE 7	EACH	17.99	0.30	0.00	1.00	17.99
DR29	KNORR BOUILLON CUBE 6	TUB	11.59	0.85	0.00	0.85	9.85
DR30	LEMON JUICE 500ml	EACH	1.79	0.10	0.00	0.05	0.09
ZZ158	MAGGI GRAVY	EACH	8.99	0.00	0.00	0.20	1.80
CHP	MERINGUE NESTS *8	EACH	1.89	2.50	0.00	2.50	4.73
ZZ184	MUESLI kg	PACK	2.00	0.50	0.00	0.00	0.00
COOK	OIL VEG 20T	EACH	17.49	1.00	0.00	0.50	8.75
ZZ039	PASTA FUSILLI 500g	BOX	1.00	1.00	0.00	1.60	1.60
ZZ089	PASTA MACARONI 3KG	EACH	5.49	0.25	0.00	2.00	10.98
SPAG	PASTA SPAGHETTI	EACH	6.89	0.95	0.00	0.00	0.00
169	PAXO STUFFING MIX 2kg	EACH	11.49	0.05	0.00	0.05	0.57
DR50	PEANUT BUTTER 340g	JAR	1.99	4.00	0.00	4.00	7.96
PEPPC	PEPPERCORNS GREEN	EACH	9.49	1.00	0.00	0.00	0.00
MPOP	POPADOMS KG	EACH	15.83	2.00	0.00	2.00	31.66
ZZ140	RAISINS 2KG	EACH	6.99	0.70	0.00	0.70	4.89
DR9	RICE KG	KILOS	0.80	1.50	0.00	0.00	0.00
TAB	SALT 6KG	EACH	2.27	0.55	0.00	1.00	2.27
DR1	SOY SAUCE 150ML	EACH	1.00	0.35	0.00	0.35	0.35
ZZ161	SQUEEZY SAUCE LTR	EACH	1.99	7.40	0.00	8.20	16.32
SGR	SUGAR 2KG	EACH	2.29	0.70	0.00	0.70	1.60
DR28	TACO SHELLS *12	PACK	1.30	0.33	0.00	1.25	1.63
Z008	TB SWEET CHILLI	EACH	1.00	0.00	0.00	0.95	0.95
COC	TIN COCONUT MILK 400ml	EACH	0.92	11.00	0.00	11.00	10.07
BAK	TIN ES BAKED BEANS 410g	EACH	0.27	11.00	0.00	10.00	2.71
MUSH	TIN MUSHY PEAS	EACH	0.50	8.00	0.00	6.00	3.00
ZZ170	TIN SWEETCORN 340g	TIN	0.79	0.00	0.00	1.00	0.79
TUNA	TIN TUNA 185g	EACH	0.86	0.00	0.00	9.00	7.72
TRE	TORTILLA CHIPS 6*454g	EACH	1.58	7.00	0.00	8.00	12.65
VINW	VINEGAR RED/WHITE WIN	EACH	4.29	1.00	0.00	0.90	3.86
Total for DRY							340.54
EXCL	BEV COFFEE BEANS KG	PACK	10.04	2.00	0.00	2.00	20.08
ZZ146	BEV GROUND COFFEE 500	EACH	9.22	4.00	0.00	2.50	23.05
ZZ168	BEV HOT CHOC SACHETS 5	EACH	9.49	1.00	0.00	1.80	17.08
ZZ166	BEV MILK PORTIONS	EACH	3.74	3.80	0.00	2.90	10.84
JAME	BEV NESCAFE COFFEE SAC	EACH	10.99	1.25	0.00	1.10	12.09
ZZ197	BEV NESCAFE DECAF COF	EACH	14.39	1.50	0.00	1.60	23.02
ZZ015	BEV SUGAR STICKS	BOX	7.49	5.10	0.00	4.85	36.33
ZZ023	BEV SWEETNER SWEET N	BOX	8.39	1.75	0.00	1.60	13.42
TEA	BEV TEA BAGS *1040	EACH	18.99	0.30	0.00	1.00	18.99
ZZ157	BEV TEA CLIPPER *250	EACH	3.50	0.50	0.00	0.70	2.45
NESC	BEV TEA FRUIT X20	EACH	1.80	3.30	0.00	3.00	5.40
BV1	KENCO DECAF COFFEE 500	EACH	15.00	0.75	0.00	0.60	9.00
Total for BEVERAGES							191.75
ZZ187	BEAN BURGER *4 (TESCO)	EACH	0.50	27.00	0.00	27.00	13.50
Z009	BRIDOR BUTTER CROISSA	EACH	0.35	30.00	0.00	28.00	9.70
FR4	FISH FILLETS *8	PACK	2.99	0.00	0.00	1.00	2.99
129	FRZ 1/2 CUT CORN ON THE	EACH	3.19	0.50	0.00	1.10	3.51

Code	Description	Size	Cost	Open Stock	Purch /Cred	Closing Stock	Stock at Cost
HB	FRZ HASH BROWNS 1.36KG	EACH	2.69	1.10	0.00	2.40	6.46
ZZ153	FRZ JACKET POTS *10	EACH	5.49	1.60	0.00	1.70	9.33
PIE	FRZ MOZZ STICKS	EACH	7.49	0.20	0.00	0.10	0.75
PEA	FRZ PEAS 2.5K	EACH	2.79	0.50	0.00	0.60	1.67
RIC	FRZ RICE PORTION *12	EACH	0.50	10.00	0.00	3.00	1.50
BROC	FRZ SKIN-ON FRIES 2.5kg	EACH	2.50	3.50	0.00	8.70	21.73
125	FRZ SUMMER FRUITS	KILOS	6.79	0.25	0.00	1.10	7.47
ZZ036	FRZ SWEET POT FRIES	PACK	6.49	2.00	0.00	1.50	9.74
7	FRZ VEGAN BURGER 20*11	EACH	1.35	8.00	0.00	16.00	21.59
FR3	ICE CREAM CLP ALL FLAV	TUB	9.49	0.30	0.00	0.50	4.75
148	PIE LIDS	EACH	7.79	1.00	0.00	1.00	7.79
FR5	SYRUP SPONG *12	EACH	1.12	0.25	0.00	12.00	13.49
Z010	VEG HOT DOG 4*5*155G	EACH	1.60	8.00	0.00	19.00	30.36
FVS	VEG SAUSAGE *6	BOX	2.20	4.00	0.00	4.33	9.53
Total for FROZEN							175.84
HM3	HOME MADE CHILLI PORTI	EACH	1.50	12.00	0.00	3.50	5.25
HM8	HOME MADE COLESLAW P	EACH	0.25	5.00	0.00	5.00	1.25
HM7	HOME MADE DESSERT PO	EACH	0.50	0.00	0.00	3.00	1.50
HM1	HOME MADE SOUP PORTIO	EACH	0.85	0.00	0.00	8.00	6.80
HM2	HOME MADE VARIOUS PO	EACH	1.35	10.00	0.00	10.00	13.50
Total for HOME MADE							28.30
Overall Total							1216.18

These results are subject to the validity of the information supplied.



Food Delivery

Audit No 16 **Start date** 04-Jan-22 **End date** 31-Jan-22 **Days** 28

Supplier	Delivery No.	Order No.	Invoice No.	Date	Ref No.	Value £
FRY FRESH	1030662	None	None	05-Jan-22	8	53.97
LOCAL FOOD	TESCO 1401	None	None	14-Jan-22	4	16.15
LOCAL FOOD	TESCO 2901	None	None	29-Jan-22	1	23.97
MAKRO	3522406	None	None	05-Jan-22	9	134.14
MAKRO	3522592	None	None	08-Jan-22	10	143.13
MAKRO	3522750	None	None	12-Jan-22	12	39.64
MAKRO	3523088	None	None	19-Jan-22	13	135.61
MAKRO	3523404	None	None	26-Jan-22	14	88.96
MAKRO	3523406	None	None	26-Jan-22	15	20.52
MAKRO	3523624	None	None	29-Jan-22	16	111.39
NOEL BAKER	1	None	None	05-Jan-22	11	43.78
NOEL BAKER	2	None	None	06-Jan-22	6	28.95
NOEL BAKER	3	None	None	13-Jan-22	5	8.18
NOEL BAKER	4	None	None	15-Jan-22	7	8.12
NOEL BAKER	5	None	None	19-Jan-22	3	43.17
NOEL BAKER	6	None	None	26-Jan-22	2	39.70
Overall Total					£	939.38



Historical Analysis

Audit	From	To	Opening Stock	Total Purchases	Total Credits	Closing Stock	Sales at Cost	Income Ex. VAT	Gross Profit	Actual GP %	Allowances at cost	GP % Total
16	04-Jan-22	31-Jan-22	1002.20	939.38	0.00	1216.18	725.41	1670.38	944.98	56.57	47.61	59.42
15	30-Nov-21	03-Jan-22	1186.59	1000.68	0.00	1002.20	1185.07	3305.38	2120.31	64.15	40.32	65.37
14	02-Nov-21	29-Nov-21	1183.31	1158.75	0.00	1186.59	1155.47	4249.29	3093.82	72.81	76.82	74.62
13	05-Oct-21	01-Nov-21	1069.50	1197.55	0.00	1183.31	1083.74	3376.32	2292.58	67.90	114.34	71.29
12	07-Sep-21	04-Oct-21	1191.02	1389.82	0.00	1069.50	1511.34	4647.27	3135.94	67.48	106.16	69.76
11	10-Aug-21	06-Sep-21	1202.34	1417.70	0.00	1191.02	1429.02	4263.89	2834.87	66.49	122.98	69.37
10	06-Jul-21	09-Aug-21	1199.12	2135.78	0.00	1202.34	2132.56	5987.05	3854.49	64.38	152.96	66.94
9	08-Jun-21	05-Jul-21	1130.22	1604.68	0.00	1199.12	1535.78	4541.69	3005.91	66.18	51.98	67.33
8	11-May-21	07-Jun-21	1369.82	2059.19	0.00	1130.22	2298.80	6901.29	4602.49	66.69	100.97	68.15
7	06-Apr-21	10-May-21	953.91	2791.61	0.00	1369.82	2375.70	6694.90	4319.20	64.51	68.80	65.54
6	10-Dec-20	05-Apr-21	1402.85	1588.28	0.00	953.91	2037.22	3349.58	1312.37	39.18	136.50	43.26
Totals			1002.20	17283.42	0.00	953.91	17470.09	48987.03	31516.94	64.34	1019.44	66.42

These results are subject to the validity of the information supplied.



Valuation Certificate

for

SAMPLE REPORT ONLY

We certify that a fair valuation of wet and dry stock on hand at the above premises cost value excluding VAT after close of business on 31 January 2022

£

Liquor
Food

<u>Adjustment Date</u>	<u>28-Jan-22</u>	
Liquor	£	0.00
Food	£	0.00
Adjustment	£	0.00
Adjusted Stock Value	£	

Roslyns

Suites B, C & D
The Quadrant
99 Parkway Avenue
Sheffield
S9 4WG
Tel: 01142 138 330
Mob: 07393 460017
<https://>
Email :

Signed _____